




DiMaggio, Ruffing lead Yanks to 12-4 stretch run to win pennant



CF Joe DiMaggio
.345, 25 HR, 100 RBI




C Bill Dickey
.296, 21 HR, 85 RBI



Red Ruffing
19-9, 2.51 ERA



2b Joe Gordon
.266, 27 HR, 117 RBI



Lefty Gomez
14-8, 3.40 ERA

1939 New York Yankees surge in September to win 1940s American League Great Team Integrated Replay

Rod Caborn
1118 Washington Avenue
Winter Park, Fla. 32789

The 1939 New York Yankees, with a surge during a Western road trip in September, won my 1940s American League integrated replay by three games over the 1943 Chicago White Sox (integrated with the 1946 Newark Eagles) and the 1943 Washington Senators (integrated with the 1945 Cleveland Buckeyes).

The replay featured a marvelous pennant race that remained in doubt until the final two weeks of the season. Six teams remained in contention until the final two weeks with only the 1940 Detroit Tigers and the 1944 St. Louis Browns totally out of the pennant race.

The Yankees won behind a deep pitching staff led by Red Ruffing (19-9) and Lefty Gomez (14-8), a balanced offense anchored by 2b Joe Gordon, CF Joe DiMaggio, and C Bill Dickey, and the league's best defense.

The replay provided some insight into the powerful Yankee teams of the late '30s and early '40s, as well as three teams that competed in the WWII years, two pennant winners (1940 Detroit and 1948 Cleveland) and explosive 1948 Boston Red Sox, who finished second to Cleveland in '48 in a one-game AL playoff.

The result was an entertaining blend of hard-hitting offensive clubs, led by the Red Sox, outstanding play by the Negro Leaguers who raised the level of play by two good teams (1943 Washington and 1943) Chicago and thin pitching staffs, with only the '39 Yankees and the two integrated teams possessing any pitching depth.

Pitching control was a problem for virtually all pitchers. There were few Z pitchers and an abundance of W's, with a corresponding number of bases on balls recorded, particularly by the '48 Red Sox.

The 40s AL replay **got underway on Sunday, September 15, 2013**, at 5:55 p.m. with Carole Caborn once again serving up the First Dice Roll (the replayer's version of the vaunted First Pitch), a 44 to 1947 Philadelphia SS Artie Wilson (1948 Birmingham Black Barons), which resulted in a 0 on Wilson's card, which turned into a back-side double (6). Wilson scored on the next roll, an RBI single by A's LF Barney McCoskey, presaging an outstanding season for Wilson, who wound up hitting .398, second in the league.

The replay wrapped up on **Thursday, Nov. 18, 2014**, at 7:40 p.m. Carole finished off the replay with a roll of 14 to New York 1b Babe Dahlgren, who flied out to left (board result of 30) against the 1943 Washington Senators.

The AL replay **took 430 days (14 months and two days)** complete, which is about the same length of time my previous eight-team replays have required.

During the 14 months, granddaughter Kate entered kindergarten, as a five-year old, at Lake Highland Prep. In the fall of 2014, Kate moved into her first grade year at LHP. We traveled in late summer of 2013 to Ashville, NC to visit Carole's sister Becky and her husband, David. We did not, however, take any cruises or extended vacation during the time it took to complete the replay.

The 1940s AL integrated Great Teams replay marked by 13th replay. The 12 other replays I have staged include:

- 1883 (*full season American Association and National League*)
- 1906 (*full season AL and NL*)
- 1910s Great Teams, integrated
- 1920 American League, integrated
- 1922 (*full season AL and NL*)
- 1926 National League
- 1930 (*full season AL and NL*)
- 1930s -40s pre WW II American League replay, integrated
- 1930s-40s pre WW II National League Great Teams, integrated
- National League Great Teams (Post WW II, 12 teams)
- American League Great Teams (Post WW II. 12 teams)

AL 1940s (integrated) Great Team selection Guidelines

• **I sought to make the replay competitive and learn more about some of the teams that played during WWII.** Like my previous replays, the teams selected were personal choices and selected from the inventory of seasons and cards that I already had on hand.

Because the Yankees dominated play in the 1940s, and many other AL teams struggled for most of the decade, I had to take a creative approach to make the replay interesting and competitive.

I chose two WWII era teams, from 1943, Chicago White Sox and Washington Senators, both of whom had winning records in real-life, and integrated them with Negro League teams from around that same time period. The integration made both teams immediate contenders, which makes one wonder how dominant the Yankees would have been had there been integration earlier. I also chose the 1947 Philadelphia A's, 78-76 in real life, and integrated them with the 1948 Birmingham Black Barons, a move that turned the A's into contenders.

- The replay utilized a 154-game schedule pulled from a 1940s real-life schedule.
- The replay was conducted with the 2010 version of Master Game book. I used an error randomizer to more realistically distribute errors.
- I created several XB cards to allow playing time for some American League players who were not carded, but still saw enough playing time to merit a card. I employed my own grading system to create the cards. The XB players were all fringe players whose performance did not make a significant impact on the replay results.

Guidelines used in the AL 1940s Great Teams replay:

- Trades and roster changes were conducted on the same or approximate date as real life. The information was obtained via BaseballReference.com.
- To the extent possible, players were limited to their real life games played and/or at bats. Pitchers threw the same number of starts as real life, with realistic adjustments; one or two additional starts, if the playing scheduled allowed sufficient rest and the starts were necessary to reach 154 games.
- Because of the elevated quality of the teams employed in the replay, relief pitchers were used more liberally than real-life. Pitchers were afforded extra relief appearances based on game situations and the fact that teams were facing markedly better competition than in real-life. The assumption was

that teams would have had to rely on their bullpen to a greater extent, which was certainly the case in the replay.

- The MG symbols governed the use of players. Some of the symbols only showed “splits” from one side of the plate while others conformed with contemporary MG symbols, reflecting split batting characteristics for individual hitters.
- There was one instance where a card adjustment was necessary. Philadelphia SS Artie Wilson, whose card was based on around 50 games, hit .398. After Wilson hit .420 through June, I made a slight adjustment to Wilson’s card to more accurately reflect how I felt he would have performed had he faced major league pitching, as opposed to the thin staffs on the Negro League teams. Even with Wilson’s adjustment (changing two 7’s to 8’s), he still continued to hit at an astounding rate.

1939 Yankees win AL 1940s Great Teams replay. September surge carries Bronx Bombers to AL crown.

New York wins goes 12-3 on September road trip to win by three games over integrated 1943 White Sox and 1943 Senators.



The powerful 1939 New York Yankees roared down the stretch to win an 1940s American League integrated Great Teams replay. Locked in a razor-thin pennant race with two integrated teams, the 1943 Chicago White Sox and the 1943 Washington Senators, the Yankees closed with a 12-3 road trip climaxed by three straight wins at Fenway Park against the 1948 Boston Red to claim the flag. New York's closing run separated the Yankees from five contenders and lifted them to the AL title by a three-game margin over the White Sox and Senators, who tied for second.

1940s AL Great Teams (integrated) final standings

	Replay results			Real life results		
	W-L	Pct	GB	W-L	Pct.	GB
1939 New York Yankees	87-67	.565	--	106-46	.792	+17
1943 Chicago White Sox -a	84-70	.545	3	82-72	.584	- 16
1943 Washington Senators-b	84-70	.545	3	84-69	.549	- 13 1/2
1948 Boston Red Sox	81-73	.526	6	96-59	.619	- 1
1947 Philadelphia A's-c	80-74	.519	7	78-76	.506	-19
1948 Cleveland Indians	77-77	.500	10	97-58	.626	+1
1940 Detroit Tigers	62-92	.403	25	90-64	.584	+1
1944 St. Louis Browns	61-93	.396	26	89-65	.579	+1

a- integrated with 1946 Newark Eagles


b- integrated with 1945 Cleveland Buckeyes

c- integrated with 1948 Birmingham Black Barons

For most of the replay, the AL race was a dog-eat-dog battle between six of the eight teams in the league. All six contenders remain bunched through mid-September with the lead changing hands almost daily throughout July, August, and the first two weeks of September. Only the 1940 Detroit Tigers and 1944 St. Louis Browns were totally out of the race.

Entering September, Chicago (71-57) led by half-game over New York (72-59) and had a two-game edge over Washington (70-61). Boston and Philadelphia were tied for fourth place (68-61), three games behind and sixth place Cleveland (66-63) was only five games out.

The Yankees duelled with the White Sox and Senators for the first half of September. New York caught the White Sox in a tie for the lead on September 10 but the White Sox, idle on Sept. 11, regained the lead the next day, by a half-game, when the Athletics, behind a seven-RBI explosion by A's 3b Hank Majeski, pounded New York 14-12



Yankees win two of three from Chicago in key mid-September series

With hopes riding high, the White Sox hosted the Yankees for three-game series at Comiskey Park, Sept. 13-15, that ultimately settled the pennant race. The Yankees won two of three from Chicago, which lifted them into first place, which they held onto for the rest of the replay campaign.

In the opener, on Sept. 13, Yankee ace **Red Ruffing** (left) threw a two-

hitter to beat Chicago 6-1 and put New York in front by a half-game. The next day, Chicago scored six runs in the seventh inning to upend New York 8-6, regaining first place by a half-game. In the series finale, on Sept. 15, Bill Dickey went 4-5 with a double and a home run and the Yankees held off a furious ninth-inning White Sox rally to win 6-5. The victory lifted New York back into the lead by a half game. From that point forward, the Yankees were never headed in the standings.

After their success in Chicago, the Yankees got a huge boost from the surging Detroit Tigers, who shattered Washington's hopes with a three-game sweep of the Senators Sept. 16-18. The Tiger sweep dropped Washington, who entered their series at Detroit only a game out of the lead, to four games behind New York.

The Yankees, meanwhile, traveled to St. Louis, where they swept the slumping Browns, who were in the midst of what eventually stretched out to be a 14-game losing streak.

Cleveland, who hovered behind the leaders, but never quite able to get into the lead, was eliminated from the race after dropping two of three to the Red Sox Sept. 19-21. The Tribe then suffered a three-game sweep by the Yankees, which dropped them into sixth place.

Chicago followed their showdown series with New York by winning two of three from Boston, to stay in contention. The White Sox then lost two of three to both Philadelphia and Washington, to fall into a tie with the Red Sox, 3 ½ games behind on September 24. Both Boston and Chicago had only three games left and were thus eliminated. The A's, despite winning five of six from Sept. 19-24, could not close within 4 ½ games and were eliminated on the same day.

Washington, four games out on September 24, was mathematically still in the race, but needed to win out and for the Yankees to lose four in a row.

With the pennant now within their grasp, New York headed to Fenway Park for another critical three-game series. The Yankees dominated, outscoring Boston 32-4 in the three games, to sweep the series and win the AL title.

New York clinched the pennant in the opener, pounding the Red Sox, 14-1 behind Marius Russo, who threw a four-hitter. In the second game, the Yanks coasted to an 8-0 win behind Ruffing, who only allowed only three hits. In the finale, New York lambasted Boston 10-3 for their sixth straight win, with Joe DiMaggio hitting two home runs in support of Lefty Gomez. The Yanks sweep over Boston completed a 12-3 road trip that earned them the AL pennant.

In the season's final game, Washington, behind Negro Leaguer Gene Bremmer, finally stopped the Yankees 3-2, lifting the Senators into a second-place tie with Chicago.

<i>1940s American League Great Teams team v team results</i>									
<i>Team</i>	NY	Chi	Wash	Bos	Phila	Cleve	Det	StL	Total
NY		13	13	12	8	13	14	14	87
Chi	9		9	14	12	13	14	13	84
Wash	9	13		14	14	11	10	13	84
Bos	10	8	6		8	13	17	17	81
Phila	14	10	6	14		7	14	14	80
Cleve	9	9	4	9	15		13	11	77
Det	8	8	5	5	8	9		12	62
StL	8	9	9	5	9	11	10		61
Total	67	70	70	73	74	77	92	93	616

1940s pennant race was close from start to finish

The integrated 1943 Chicago got off to a 17-5 start, with thirteen of the wins over Detroit and St. Louis, putting them in the league lead from Apr. 13-May 18.

The 1939 Yankees caught Chicago on May 19, but the White Sox regained command and moved in and out of first through May 31, when the integrated 1943 Philadelphia A's grabbed first place.

The Athletics led from May 31-June 16, slipping only when '39 New York grabbed the lead for one day on June 17. The A's moved back into a tie for first with the Yankees the next day and took over sole possession of the lead from June 19-July 14. Philadelphia was chased down by the 1948 Boston Red Sox, who tied the A's on July 15, when both teams had identical 47-39 records.

The hard-hitting Red Sox took over the lead on July 17, but lost the top spot to Chicago five days later. The White Sox, in turn, gave up the lead to 1943 Washington on July 29. Boston regained the lead on Aug. 2 and remained in first through Aug. 12, when the Senators once again grabbed the top spot.

On Aug. 23, Chicago once again seized first place, but the next day, New York tied Washington for the lead. After dueling with the Senators and Chicago for three days, the Yanks took over first on Aug. 29, but the lead was short-lived, with Chicago taking over first place on Aug. 30. The White Sox remained in the lead through Sept. 15, when the Yankees, after taking two of three in a head-to-head series with Chicago, took over first for good, never to be headed for the rest of the pennant race.

At the bottom of the standings, 1940 Detroit posted a 16-8 record, the best in the American League during September, to escape the cellar on the final day of the season. From Aug. 16 through the end of the season, the Tigers went 21-18. The 1944 St. Louis, who resided in seventh place most of the year, had a late season meltdown, going, losing 20 of their final 21 games, highlighted by a 14-game losing streak. The Browns fell, into last place on the final day of the season with a 4-1 loss to Chicago, their sixth loss in a row after snapping their 14-game losing streak.


Integrated teams turned White Sox, Senators into contenders

The integration of players from the 1940 Negro League teams turned the '43 Chicago White Sox, '43 Washington Senators, and '47 Philadelphia A's, into legitimate threats to unseat the dynastic New York Yankees.

Each of the three teams, who each had winning records in real life, were markedly improved with the addition of the Negro League players. The impact of the Negro Leaguers was immediate and helped to create an enormously competitive pennant race.

The '43 White Sox, blended with the 1946 Newark Eagles, added power-hitting LF **Johnny Davis** (21 HR), speedy CF **James Wilkes**, IF **Pat Patterson**, and C **Larry Ruffin**, and pitchers **Leon Day** and **Max Manning**. Davis and Wilkes were both limited by injuries, but when they were healthy, Chicago was equal to any team in the AL.

The '43 Senators, combined with the 1945 Cleveland Buckeyes, were improved offensively with the addition of LF **Sam Jethroe** (.352, league-leading 29 triples, 32 SB), SS **Avelino Canizares** (.306), 1b **Archie Ware** (.282), 3b **Parnell Woods** (.295), OF **Buddy Armour**, and All-Star pitcher **Bill Jefferson** (19-11), along with righthander and **Gene Bremmer** (12-6).



A's SS **Artie Wilson** made a huge impact on the Philadelphia offense, hitting .401, including 13 triples, while playing outstanding defense.

The '47 Athletics experience the biggest impact from the addition of Negro Leaguers. SS **Artie Wilson** (.401, 224 hits) almost single-handedly turned the A's into contenders with his hitting and fielding. Other Negro Leaguers on Philadelphia included All-Star pitcher **Jimmy Newberry** (19-9, 2.77), on-base machine OF **Edward Steele** (94 BB), defensive whiz OF **Bobby Robinson**, and solid-hitting 3b **Johnny Britton** (.295). The A's pitching rotation also included pitchers **Alonzo Perry** and **Willie Greason**, but neither made any significant contribution to the A's performance.

Ted Williams goes on tear for Boston, hits .413; drives in 115 runs to earn MVP award



1948 Boston's high-powered offense was led by LF **Ted Williams**, who had a monster season, hitting .413 with an OBP of .523. Williams hit 24 HR, drove in 115 runs, scored 98 times, and had a lead-leading 119 BB while striking out only 12 times. By way of comparison, in real life, Williams led the 1948 AL with a .369 BA, .497 OBP, hit 25 HR and struck out 41 times.

Williams was the most feared offensive batter in the replay and his presence in the Red Sox lineup forced opposing pitchers to pitch around him. Batting behind Williams, who was on base more than half the time, Red Sox cleanup hitter SS Vern Stephens, drove in 132 runs. 2b Bobby Doerr, who hit behind Williams and Stephens, drove in 107 baserunners.

Williams took particular delight in humbling the White Sox. On May 15, the Splendid Spinter was 5-6 with four RBIs against Chicago. In the Red Sox next series against the Pale Hose, Williams had a 6-6 game on June 6, scoring four runs and hitting his 11th HR. At one point in the series, he reeled off, seven straight hits. In July, Williams was 8-13 in a three-game series against Chicago, hitting four doubles, a HR and walking six times.

The only real bump in the road experienced by Williams during the season was a slump that began on August 28 and continued through September 3 against the Senators. Williams went 2-20 during the slide, but broke out in big fashion on September 4, in a twin bill against the Yankees, going 4-6 and driving in three runs in the opener and picking up three hits in the nightcap.

Williams kept his hot hitting going right until the end of the season, beating Detroit's Tommy Bridges with a two-run HR, his 24th of the season, on September 22, and going 3-4 with two BB and 3 RBIs two days later.

Others who were considered for MVP honors included Williams teammate Vern Stephens, Philadelphia's Artie Wilson, Cleveland's Lou Boudreau and New York's Joe Gordon.

Yankees Red Ruffing goes 4-0 in September, leads Yanks down the stretch to win Cy Young

Red Sox righthander **Joe Dobson** may have led the AL in wins (21-10, 3.42), but it was New York's **Red Ruffing** (19-9, 2.51) whose performance down the stretch earned him the replay Cy Young award.

Ruffing was at his best in September, going 4-0 with two wins over the Red Sox, including an 8-0 shutout, a 6-1 two-hitter over the second-place Chicago in the Yankees critical mid-September series against the White Sox, and a 4-3 win against Cleveland.

The Yankee righty got off to a slow start, going 3-5 through the end of May, including a three-game losing streak. On June 1, however, Ruffing pitched his best game of the season, allowing only a pair of singles to win a grueling 2-0, 11-inning win over Chicago's Max



Manning. From that point forward, Ruffing won 15 of his final 19 games, including four wins each August and and September, going 8-2 in the final two months of the season.

The Yankee ace just missed winning 20 games, starting only 28 times (three less than Dobson), while completing 20 of his starts.

Also contending for the Cy Young Award was Boston's Dobson, Washington's Bill Jefferson and Early Wynn, and Philadelphia's Jimmy Newberry.

Yankee depth prevails in replay; deep pitching, strong defense, DiMaggio big factors in win

At first glance, the '39 Yankees (87-67) stats did not look like those of a pennant winner. The Yankees finished seventh in team batting (.250) and OBP (.331). New York only outscored their opponents 752-718. The Yanks only stole 35 bases as a team. Their pitching staff ranked fifth in ERA (4.25).

So how did the Yankees outpace the other seven great teams represented in the replay? Starting pitching depth, a dependable bullpen comprised of off-duty starters and full-time relievers, position player depth, timely hitting, good health, and solid defense.

New York made their hits count, leading the league in home runs (147) and finishing fourth in slugging (.399). They team committed 140 errors, the second fewest in the league, behind Washington (119 errors). The Yankees were also able to consistently generate key hits in late-inning situations to win games. On defense, their 140 errors were the second fewest in the replay. In short, they did not beat themselves.

The Yankee leaders were CF **Joe DiMaggio** (right) (.345, 25 HR, 100 RBIs), who hit well down the stretch and 2b **Joe Gordon**, who only hit .243, but slammed 27 HR and drove in 117 runs. C **Bill Dickey** hit .298 and hit 21 HR and OF **George Selkirk**, who was the only Yankees to lose playing time to injury (only seven games), hit .286 with 20 HR. OFs **Charlie Keller** (.277, 11 HR) and **Tommy Henrich** (.286, 14 HR) ensured the Yankees always had an offensive threat in the lineup. 3b **Red Rolfe** hit .270, hit 8 HR and played outstanding defense at 3b. The depth of talent offset sub-par performance by Lou Gehrig's replacement, **Babe Dahlgren**, who only hit .185, 15 HR, and light-hitting SS **Frank Crosetti** (.181, 4 HRs), whose move from the leadoff slot to eighth in the lineup made a big difference in the Yankees second half surge.



The Yankee pitching staff revolved around the success of **Ruffing** (19-9, 2.51) and erratic **Lefty Gomez** (14-8, 3.41, with 106 BB in 200 innings). RHP **Monte Pearson** (10-7, 4.83) was the only other Yankee pitcher able to win in double figures. **Marius Russo** (9-5, 3.00) was helpful and **Oral Hildebrand** (6-4, 3.75) and **Steve Sundra** (7-6, 5.08) also chipped in. **Johnny Murphy**, an early-day bullpen specialist, led the league in appearances and saved 16 games.

Integrated White Sox, Senators make strong run for replay pennant

The '43 **White Sox**, augmented by players from the 1946 Newark Eagles, tied with the '43 **Senators**, who improved with the presence of players from the 1945 Cleveland Buckeyes, three games behind the Yankees.

Both teams, who had winning records in real-life, turned into pennant contenders with the Negro Leaguers bolstering their roster.

The White Sox turned a good club into a contender with the presence of Negro Leaguers from the '46 Newark Eagles. LF **Johnnie Davis** (.311, 21 HR, 79 RBI) missed almost half the season due to injuries, but was a force when healthy. Leadoff man CF **James Wilkes** walked 69 times and 1b **Leonard Pearson** hit .284 with 11 HR. **Pat Patterson** played nearly every day in a different position, but was outstanding, hitting .317 and slamming 42 doubles. Combined with regular SS **Luke Appling** (.342, 108 BB), the White Sox battled with New York and Washington all season long for first place, only falling into second place for good in mid-September.



A surprise standout for the White Sox was 30 year old rookie Chicago reliever **Gordon Maltzberger** (left), who presaged the onset of relief specialists with 38 appearances, all in relief, with a 1.43 ERA . Maltzberger had a league-leading 19 saves.

Two Negro Leaguers from the Cleveland Buckeyes, LF **Sam Jethroe** and starter **Bill Jefferson**, an All-Star made a huge impact on the performance of the Senators. Jethroe, hit .352, led the league with 29 triples, had 192 hits, and stole 32 bases. Three other Negro League additions contributed to making the Senators one of the league's best defensive teams: 1b **Archie Ware** hit .282, SS **Avelino Canizares** (.306, 10 SB), and C **Quincy Trouppe** (.267), who split the catching duties with real-life regular C **Jake Early**.

Washington had the best starting pitching in the AL, led by Jefferson (19-11, 2.76), **Early Wynn** (17-8, 3.92), **Dutch Leonard** (14-12, 2.81) and Negro Leaguer **Gene Bremmer** (12-6, 2.77).

'47 Athletics blend with '48 Birmingham Black Barons, make presence felt in pennant race

Negro Leaguers from the 1948 Birmingham Barons, led by **Artie Wilson's** superb year (.401), helped Philadelphia field a solid-hitting lineup. The A's best hitters included 1b **Ferris Fain** (.330), RF **Elmer Valo** (.292), **Edward Steele**, an on-base table setter from the Barons (.479 OBP with 92 BB and 10 HR, second on the team), and real-life CF **Barney McCoskey** (.319, 47 RBIs). The Athletics were carried in the early going, a marvelous start by CF **Sam Chapman** (.235, 13 HR). Negro Leaguer **Piper Davis** only played part time, but hit .367 with 47 RBIs.

Negro Leaguer **Jimmy Newberry** (19-9) combined with Canadian righthanders **Dick Fowler** (15-13) and Phil Marchildon (13-8) to present a solid Big Three trio of starters. Unfortunately, the remainder of the five-man starting rotation, Negro Leaguers **Alonzo Perry** and **Willie Greason**, fell short of expectations and combined to go 9-21. Reliever **Russ Christopher** saved 14 games, but also blew several leads and ended with a puffy 4.47 ERA.

1948 Red Sox finish fifth, outdistance real-life '48 champion Cleveland Indians

The two contenders for the 1948 American League championship in real-life, the '48 Boston Red Sox and MLB champion '48 Cleveland Indians, reversed their order in the replay with the Red Sox (81-73) finishing fifth, six games behind New York, and Cleveland finishing four games behind the Boston at .500 (77-77).

The Red Sox attacked with a formidable batting order led by MVP **Ted Williams** (.413, 42 doubles, 24 HR, 115 RBI, a league-leading 119 BB, and a .523 OBP. At the top of the batting order was **Dom DiMaggio** (.340, .415), a superb CF, followed by reliable 3b **Johnny Pesky** (.367 OBP), Williams, All-Star SS **Vern Stephens** (.273, .351 OBP, 32 HRs, 140 RBIs), 2b **Bobby Doerr** (.268, 20 HR, 107 RBI) and 1b **Billy Goodman** (.358, .450 OBP, 82 runs). The Red Sox hit .286 as a team and scored 898 runs, 129 runs more than Cleveland, who was the second-highest scoring team in the league.

On the mound, the BoSox were led by All Starts, **Joe Dobson** (21-10, 34.2) who just missed winning

the Cy Young Award, and lefty **Mel Parnell** (16-9, 2.31) who led the league in ERA. Veteran **Jack Kramer** (15-9, 3.60) rounded out the top of the rotation for Boston. Unfortunately for the Red Sox, the quality of the starting pitching plummeted after their top three starters and when the Sox had to go to the bullpen, the results were frequently disastrous. Dobson, the Cy Young runner-up, benefited substantially from the hard-hitting Boston offense, which scored nine or more runs in nine of Dobson's victories.

Cleveland was in contention most of the season, only falling out of the race in the final ten days of September. SS **Lou Boudreau** (.366, .442 OBP, 20 HR, 102 RBI) was superb both offensively and defensively. **2b Joe Gordon** only hit .252, but drove in 110 runs and hit 25 HR. All-Star **3b Ken Keltner** (.264, 112 RBI) was outstanding and **1b Eddie Robinson** (.244, 71 RBI) hit hard on occasion. Defensive whiz **C Jim Hegan** only hit .229, but slammed 21 HR.

Bob Lemon (17-10, 4.03, including a no-hitter) led the Tribe mound corps, with **Gene Bearden** (16-11, 2.48) just missing the All-Star team. **Bob Feller** (14-14, 4.22) was wild on occasion. The Tribe depth in starting pitching hurt them and, other than All-Star reliever **Ed Klieman** (4-1, 2.77), the remainder of the Tribe bullpen was a disappointment.


Tigers edge Browns in the battle to stay out of the cellar

1940 Detroit came to life in the final month of the season to catch 1944 St. Louis, vacating the cellar on the final day of the season.

The Tigers appeared to be a virtual lock on last place, but went 16-8 in September while St. Louis went 8-32 from mid-August until the end of the season, dropping 20 of their final 21 games, including a 14-game losing streak.

Detroit LF **Hank Greenberg** (.294, .378 RBI, 43 HR, 136 RBI) and **1b Rudy York** (.314, .415, 123 RBI) combined to form the most lethal hitting combo in the AL. Unfortunately, Greenberg and York also were the most inept defensive duo in the league, combining to commit 45 errors, which plagued their pitching staff's ability to maintain leads. CF **Barney McCoskey** (341, 114 runs), hitting in the leadoff slot from June until season's end, was outstanding. The overall Tigers defense was problematic, with Detroit leading the league in errors with 169 miscues.

Pitchers **Bobo Newsom** (17-16, 3.56, 154 strikeouts, right) and **Tommy Bridges** (16-11, 3.65, 150 strikeouts) were a good one-two punch, but third starter **Schoolboy Rowe** (10-6, 3.27) had only limited starts and eventually was placed in the bullpen to help rescue the Tigers when opposing offenses heated up. Beyond Newsom, Bridges, and Rowe, there was little else on the mound. **Frank Gorsica** (4-12, 8.32), **Hal Newhouser** (3-13, 6.98) and hapless **Fred Hutchinson** (0-11, 11.65) were brutalized by the big-time offenses in the 1940s AL Great Teams replay.

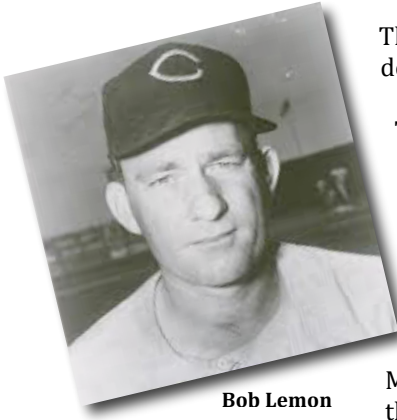


The '44 St. Louis Browns did not have sufficient power or offense to contend, but they were able to hold off the Tigers until the season's final day, when they climaxed a horrible slide over the final six weeks of the season, finishing in last place. The Browns only hit 58 HRs as a team with SS **Vern Stephens** (.240, 15 HR, 68 RBI) and **1b George McQuinn** (.249, 12 HR, 61 RBI), the only St. Louis players to reach double figures in home runs. Light hitting CF **Mike Kreevich** (.284, 3 HR) led the team in batting.

The Browns starting quartet was not bad, but suffered from a lack of overall offense. **Jack Kramer** (15-12, .271) was outstanding and, even though he led the league in losses, **Nelson Potter** (10-18,

3.00) was a solid starter. **Sig Jakucki** (10-10, 3.37) and **Bob Muncrief** (9-12, 4.12) rounded out the starting quartet. The Browns pitching finished second in the league in team ERA with 3.37.

Cleveland's Bob Lemon records only no-hitter in replay



Bob Lemon

The Indians Bob Lemon threw the only no-hitter in the AL replay, shutting down the Philadelphia A's 11- on July 28.

The only Athletic base runners to reach base were Elmer Valo, who coaxed the only base on balls off Lemon, and Ferris Fain who reached base on an error by 3b Ken Keltner, and Artie Wilson, who got aboard on a miscue by Tribe 1b Eddie Robinson. Lemon notched one strikeout, fanning Edward Steele in the ninth inning.

Lemon helped his own cause with a pair of doubles, including a two-run double in the fifth that scored Jim Hegan and Allie Clark. Dale Mitchell led the way for the Tribe with a 4-4 game, plus a BB, scoring three runs and driving Lemon home in the fifth.

Two pitchers, Chicago's **Bill Dietrich** and Philadelphia's **Jimmy Newberry**, both carried no-hitters late into starts, but each lost their bid for a no-hitter in the eighth inning. The Browns **Nelson Potter** carried a no-hitter into the 7th inning against Washington, but lost it on a single by Sam Jethroe, but going on to win a tough 1-0 duel with Ray Scarborough.

Offensive fireworks

The biggest offensive explosion of the year occurred August 3, when the **Boston Red Sox overwhelmed the Detroit Tigers 32-10**. The Red Sox piled up 32 hits and were led by SS **Vern Stephens**, who hit three three-run HRs and drove in nine runs in the lopsided win.

New York CF **Joe DiMaggio hit for the cycle** and drove in five runs against Cleveland on July 7, but the Yankee Clipper's heroics went for naught as the Yankees lost 18-10 to the Indians.

Detroit's **Hank Greenberg hit two home runs in a single game on five different occasions**. Cleveland C **Jim Hegan** hit two HRs in one game three different times. The Yankees **Bill Dickey** and **Joe Gordon** each hit a pair of home runs in a single game two different times while Cleveland's **Joe Gordon** also belted two home runs in a game two different times.

Boston's **Bobby Doerr drove in seven runs** against St. Louis on July 30. Doerr hit a three-run homer, a two-run single, and a pair of RBI singles, to lead the Red Sox to an 18-3 thumping of the Browns.

Chicago's LF **Johnny Davis hit five grand slam HRs** for the season, two off Cleveland's Bob Feller.

Tiger 1b **Rudy York** paired up with Tiger batters for back-to-back HRs on four occasions. York hit two of his back-to-back shots behind Hank Greenberg. His two other back-to-back HRs preceded Pete Fox and Billy Sullivan

Boston's **Ted Williams** and Chicago's **Thurman Tucker** both had six-hit games. Williams went 6-6, with his 11th home run and five singles, on June 12 in a 15-10 rout of Chicago, extending a consecutive hit streak to seven straight hits, which ended the next day. Tucker, who was called into action by the White Sox after injuries to regular CF James Wilkes, hit five straight singles and capped his day with a 2R double as the White Sox battered Detroit 17-7.

Washington's **Parnell Woods** recorded **three five-hit games in nine days in June**. On June 12, against Detroit, Woods was 5-7, driving in four runs in a 19-1 trouncing of Detroit. He then had five hits in back-to-back games, with five singles and two RBI in an 11-5 win over Chicago on June 20 and a 5-6 game 5 RBI game on June 21, to spark an 18-4 win over the White Sox.

Boston's powerful offense was at its best in sweeping a four-game series at Cleveland June 14-17. **Boston scored 48 runs in the series**, winning 16-0, 11-10 in 14 innings, 7-5 and 14-1. For the four games, the Red Sox were 63-171 (.368) and accumulated 30 bases on balls.

Memorable mound moments

Boston's Joe Dobson was the only pitcher to win 20 games in the replay. Dobson opened the season with six straight wins, allowing only six runs in his first five starts. He threw back-to-back shutouts against Chicago, a 1-0 two-hitter to edge Chicago's **Bill Dietrich** on July 27, and a 5-0 shutout against St. Louis on Aug. 1, allowing only four hits, to improve to 16-4. Dobson entered September with a 19-7 record. Down the stretch, however, Dobson struggled as he sought his 20th win, losing four of his last six starts as the Red Sox drifted out of the pennant race, finishing fourth.

In one of the most hotly contested games in the replay, Washington edged Cleveland 1-0, with the only run resulting from a steal of home in the sixth inning by the Senators **Avelino Canizares**. Washington's **Early Wynn** only allowed three hits in the shutout, edging **Bob Feller**, who allowed eight hits.

Cleveland's **Gene Bearden** won an strange 12-10 victory over Philadelphia on June 13, but was able to earn the win. **Bearden walked 10 and hit two batsmen in 7.1 innings**, before reliever **Ed Klieman**, who surrendered a grand slam HR to Edward Steele, the first batter he faced, held off the A's for the rest of the game. The Athletics left 10 runners on base. Bearden walked eight batters in a game against Philadelphia on July 17, but was the beneficiary of a hot Tribe offense, winning 12-7.

The Tigers **Tommy Bridges** earned an ugly 9-4 against the Browns on April 25. Bridges walked 10, but only allowed six hits in a 9-4 complete game win.

1940s American League Great Team Replay Inside the Pennant Race

1940s AL Great Teams (integrated) final standings

	Replay results			Real life results		
	W-L	Pct	GB	W-L	Pct.	GB
1939 New York Yankees	87-67	.565	--	106-46	.792	+17
1943 Chicago White Sox -a	84-70	.545	3	82-72	.584	- 16
1943 Washington Senators-b	84-70	.545	3	84-69	.549	- 13 1/2
1948 Boston Red Sox	81-73	.526	6	96-59	.619	- 1
1947 Philadelphia A's-c	80-74	.519	7	78-76	.506	-19
1948 Cleveland Indians	77-77	.500	10	97-58	.626	+1
1940 Detroit Tigers	62-92	.403	25	90-64	.584	+1
1944 St. Louis Browns	61-93	.396	26	89-65	.579	+1

a- integrated with 1946 Newark Eagles

b- integrated with 1945 Cleveland Buckeyes

c- integrated with 1948 Birmingham Black Barons

East v East					East v West				
	<u>W</u>	<u>L</u>	<u>Pct.</u>	<u>GB</u>		<u>W</u>	<u>L</u>	<u>Pct.</u>	<u>GB</u>
1943 Washington-i	37	29	.561	-	1948 Boston	55	33	.625	-
1947 Philadelphia-i	36	30	.545	1	1939 New York	54	34	.614	1
1939 New York	33	33	.500	4	1943 Washington-i	47	41	.534	8
<u>1948 Boston</u>	<u>26</u>	<u>40</u>	<u>.394</u>	<u>11</u>	<u>1947 Philadelphia-i</u>	<u>44</u>	<u>44</u>	<u>.500</u>	<u>11</u>
Total	132	132	.500	-	Total	200	152	.568	-

West v East					West v West				
	<u>W</u>	<u>L</u>	<u>Pct.</u>	<u>GB</u>		<u>W</u>	<u>L</u>	<u>Pct.</u>	<u>GB</u>
1943 Chicago-i	44	44	.500	-	1943 Chicago-i	40	26	.606	-
1948 Cleveland	44	44	.500	-	1948 Cleveland	33	33	.500	7
1940 Detroit	33	55	.375	11	1944 St. Louis	30	36	.455	10
<u>1944 St. Louis</u>	<u>31</u>	<u>57</u>	<u>.352</u>	<u>13</u>	1940 Detroit	<u>29</u>	<u>37</u>	<u>.439</u>	<u>11</u>
Total	152	200	.432	-	Total	132	132	.500	-

Home records					Away records				
	<u>W</u>	<u>L</u>	<u>Pct.</u>	<u>GB</u>		<u>W</u>	<u>L</u>	<u>Pct.</u>	<u>GB</u>
1939 New York	42	35	.550	-	1943 Chicago-i	48	29	.623	-
1943 Washington-i	41	36	.531	1	1939 New York	45	32	.584	3
1947 Philadelphia-i	38	39	.494	4	1948 Boston	44	33	.571	4
1948 Cleveland	38	39	.494	4	1943 Washington-I	43	34	.558	5
1948 Boston	37	40	.481	5	1947 Philadelphia-I	42	35	.545	6
1943 Chicago-i	36	41	.468	6	1948 Cleveland	39	38	.506	6
1944 St. Louis	28	49	.364	14	1940 Detroit	36	41	.468	12
1940 Detroit	25	52	.325	17	1944 St. Louis	34	43	.442	14

AL 1940s Pennant Race month by month

April 30	W	L	Pct.	GB					
1943 Chicago-i	14	4	.778	-					
1947 Philadelphia-i	11	6	.647	2 ½					
1948 Cleveland	10	8	.556	4					
1939 New York	10	8	.556	4					
1948 Boston	7	10	.412	6 ½					
1943 Washington-i	7	11	.389	7					
1944 St. Louis	7	12	.368	7 ½					
1940 Detroit	6	13	.316	8 ½					
May 31	W	L	Pct.	GB	Month of May	W	L	Pct.	GB
1943 Chicago-i	28	19	.596	-	1939 New York	17	13	.567	-
1947 Philadelphia-i	26	18	.591	½	1947 Philadelphia-i	15	12	.556	½
1939 New York	27	21	.563	1 ½	1948 Boston	15	13	.536	1
1948 Cleveland	25	24	.510	4	1948 Cleveland	15	16	.484	2 ½
1948 Boston	22	23	.489	5	1940 Detroit	15	16	.484	2 ½
1944 St. Louis	21	27	.438	7 ½	1943 Chicago-i	14	15	.483	2 ½
1940 Detroit	21	29	.420	8 ½	1944 St. Louis	14	15	.483	2 ½
1943 Washington-i	20	29	.408	9	1943 Washington-i	13	18	.419	4 ½
June 30	W	L	Pct.	GB	Month of June	W	L	Pct.	GB
1943 Chicago-i	28	19	.596	-	1943 Washington-i	17	8	.680	-
1947 Philadelphia-i	26	18	.591	½	1948 Boston	18	10	.643	½
1939 New York	27	21	.563	1 ½	1947 Philadelphia-i	16	11	.593	2
1948 Cleveland	25	24	.510	4	1939 New York	13	13	.500	4 ½
1948 Boston	22	23	.489	5	1943 Chicago-i	12	13	.480	5
1944 St. Louis	21	27	.438	7 ½	1943 Cleveland	11	14	.440	6
1940 Detroit	21	29	.420	8 ½	1944 St. Louis	11	15	.423	6 ½
1943 Washington-i	20	29	.408	9	1940 Detroit	5	19	.208	11 ½
July 31	W	L	Pct.	GB	Month of July	W	L	Pct.	GB
1943 Washington-i	57	46	.553	-	1943 Washington-i	20	9	.592	-
1943 Chicago-i	55	46	.545	1	1939 New York	16	12	.571	3 ½
1948 Boston	54	46	.540	1 ½	1947 Philadelphia-i	16	14	.533	4 ½
1939 New York	56	48	.538	1 ½	1948 Cleveland	14	13	.519	5
1947 Philadelphia-i	52	49	.510	4	1943 Washington-i	15	14	.517	5
1948 Cleveland	52	50	.510	4 ½	1948 Boston	12	16	.429	7 ½
1944 St. Louis	44	58	.431	12 ½	1944 St. Louis	12	17	.414	8
1940 Detroit	38	65	.369	19	1940 Detroit	10	20	.333	10 ½
August 31	W	L	Pct.	GB	Month of August	W	L	Pct.	GB
1943 Chicago-i	71	57	.555	-	1943 Chicago-i	16	11	.593	-
1939 New York	72	59	.550	½	1939 New York	16	11	.593	-
1943 Washington-i	70	61	.534	2 ½	1947 Philadelphia-i	16	12	.571	½
1948 Boston	68	61	.527	3 ½	1948 Cleveland	14	13	.519	2
1947 Philadelphia-i	68	61	.527	3 ½	1948 Boston	14	15	.483	3
1948 Cleveland	66	63	.512	5 ½	1944 St. Louis	13	14	.481	3
1944 St. Louis	52	72	.442	14 ½	1943 Washington-i	13	15	.464	3 ½
1940 Detroit	46	84	.354	26	1940 Detroit	8	19	.296	8

Sept 30/Oct 1Final	W	L	Pct.	GB	Month of Sept/Oct	W	L	Pct.	GB
1939 New York	87	67	.565	-	1940 Detroit	16	8	.667	-
1943 Chicago-i	84	70	.545	3	1939 New York	15	8	.651	½
1943 Washington-i	84	70	.545	3	1943 Washington-i	14	9	.609	1 ½
1948 Boston	81	73	.526	6	1948 Boston	13	12	.520	3 ½
1947 Philadelphia-i	80	74	.519	7	1943 Chicago-i	13	13	.500	4
1948 Cleveland	77	77	.500	10	1947 Philadelphia-i	12	13	.480	4 ½
1940 Detroit	62	92	.403	25	1948 Cleveland	11	14	.440	5 ½
1944 St. Louis	61	93	.396	26	1940 Detroit	4	21	.160	12 ½

Standings down the stretch

Sept. 4 (Labor Day)	W	L	Pct.	GB	Sept. 11	W	L	Pct.	GB
1943 Chicago-i	73	60	.549	-	1943 Chicago-i	76	63	.547	-
1939 New York	73	61	.545	½	1939 New York	75	63	.543	½
1943 Washington-i	72	63	.533	2	1943 Washington-i	74	64	.536	1 ½
1948 Boston	71	63	.530	2 ½	1947 Philadelphia-i	74	65	.532	2
1947 Philadelphia-i	70	63	.526	3	1948 Boston	72	67	.518	4
1948 Cleveland	68	66	.507	5 ½	1948 Cleveland	72	68	.514	4 ½
1944 St. Louis	60	74	.448	13 ½	1944 St. Louis	60	79	.432	16
1940 Detroit	48	86	.358	25 ½	1940 Detroit	53	87	.379	23 ½

Sept. 18	W	L	Pct.	GB	Sept. 24	W	L	Pct.	GB
1939 New York	80	64	.556	-	1939 New York	84	66	.560	-
1943 Chicago-i	79	66	.545	1 ½	1948 Boston	81	70	.536	3 ½
1943 Washington-i	76	68	.528	4	1943 Chicago-i	81	70	.536	3 ½
1948 Boston	76	69	.524	4 ½	1943 Washington-i	80	70	.533	4
1948 Cleveland	76	70	.521	5	1947 Philadelphia-i	80	71	.530	4 ½
1947 Philadelphia-i	75	70	.517	5 ½	1948 Cleveland	77	75	.507	8
1944 St. Louis	60	85	.403	20 ½	1944 St. Louis	61	90	.404	23 ½
1940 Detroit	58	88	.397	23	1940 Detroit	62	92	.403	24

Month by Month team records

April	W	L	Pct.	GB	May	W	L	Pct	GB
1943 Chicago-i	14	4	.778	-	1939 New York	17	13	.567	-
1947 Philadelphia-i	11	6	.647	2 ½	1947 Philadelphia-i	15	12	.556	½
1948 Cleveland	10	8	.556	4	1948 Boston	15	13	.536	1
1939 New York	10	8	.556	4	1948 Cleveland	15	16	.484	2 ½
1948 Boston	7	10	.412	6 ½	1940 Detroit	15	16	.484	2 ½
1943 Washington-i	7	11	.389	7	1943 Chicago-i	14	15	.483	2 ½
1944 St. Louis	7	12	.368	7 ½	1944 St. Louis	14	15	.483	2 ½
1940 Detroit	6	13	.316	8 ½	1943 Washington-l	13	18	.419	4 ½
June	W	L	Pct.	GB	July	W	L	Pct.	G
1943 Washington-i	17	8	.680	-	1943 Washington-i	20	9	.690	-
1948 Boston	18	10	.643	½	1948 Cleveland	16	12	.571	3 ½
1947 Philadelphia-i	16	11	.593	2	1939 New York	16	14	.533	4 ½
1939 New York	13	13	.500	4 ½	1948 Boston	14	13	.519	5
1943 Chicago-i	12	13	.480	5	1943 Chicago-i	15	14	.517	5
1948 Cleveland	11	14	.440	6	1944 St. Louis	12	16	.429	7 ½
1944 St. Louis	11	15	.423	6 ½	1940 Detroit	12	17	.414	8
1940 Detroit	5	19	.208	11 ½	1947 Philadelphia-i	10	20	.333	10 ½
August	W	L	Pct.	GB	September/Oct	W	L	Pct.	GB
1943 Chicago-i	16	11	.593	-	1940 Detroit	16	8	.667	-
1939 New York	16	11	.593	-	1939 New York	15	8	.652	½
1947 Philadelphia-i	16	12	.571	½	1943 Washington-i	14	9	.609	1 ½
1948 Cleveland	14	13	.519	2	1948 Boston	13	12	.520	3 ½
1948 Boston	14	15	.483	3	1943 Chicago-i	13	13	.500	4
1944 St. Louis	13	14	.481	3	1947 Philadelphia-i	12	13	.480	4 ½
1943 Washington-i	13	15	.464	3 ½	1948 Cleveland	11	14	.440	5 ½
1940 Detroit	8	19	.296	8	1944 St. Louis	4	21	.160	12 ½

Win and loss streaks and extended winning and losing runs

The 1943 Washington Senators, who won 27 of 35 games in a run from June 2-July 14 had the longest prolonged winning run in the 1940s replay.

The most impactful winning stretch, however, was that of the 1939 New York Yankees, who went 9-3 on a September road trip against Western AL opponents and then decimated the 1948 Boston Red Sox in three games at Fenway Park. The Yankees went 12-3 on the extended road trip, clinching the AL pennant.

The only prolonged slump experience by the Yankees occurred from June 18 through the first game of a July 4 doubleheader at Philadelphia when the Bronx Bombers went 3-11.

The Red Sox experience a Jekyll and Hyde season with extended winning stretches of 13-3, two stretches of 9-1 and a 9-3 record on their September trip westward. Boston, however, also experienced significant bumps in the road, going 3-10 from April 22-May 2 and losing eight of nine May 22-30. The Red Sox had the league's longest winning streak, nine games, from Aug 9-18 and three seven-game win streaks.

The 1944 St. Louis Browns had a miserable finish to the replay, going 8-32 from August 16 through the end of the season, dropping them into last place on the final day of the campaign. Detroit, which was able to pass the Browns on Oct. 1, had prolonged losing periods of 8-24 from May 27-July 2 and 9-28 from July 15-Aug 15.

Longest winning streaks

1948 Boston	9	Aug 9-18
1943 Chicago	8	Apr 13-20
1947 Philadelphia	8	Aug 17-24
1948 Boston	7	May 13-20
1948 Boston	7	June 14-20
1948 Boston	7	July 30-Aug 5

Longest losing streaks

1944 St. Louis	14	Sept 9 #2 - Sept 20
1947 Philadelphia	9	July 20-28
1944 St. Louis	8	Aug 16-Aug 23
1944 St. Louis	8	Aug 16-Aug 23

Winning stretches


1943 Washington	27-8	June 3- July 14
1947 Philadelphia	19-5	May 16-June 12
1940 Detroit	19-10	Aug 26-Oct 1
1943 Chicago	17-5	Apr 12-May 4
1943 Chicago	16-9	Aug 15-Sept 8
1947 Philadelphia	14-4	Aug 7-26
1948 Cleveland	14-6	July 12-Aug 2
1948 Boston	13-3	May 3-20
1939 New York	12-3	Sept 13-30
1939 New York	10-1	June 7-17
1948 Boston	9-1	June 11-20
1948 Boston	9-1	July 27-Aug 5
1939 New York	9-2	Aug 13-25
1948 Boston	9-3	Sept 13-24
1948 Cleveland	9-5	Apr 12- 25
1943 Washington	8-3	July 23-30

Losing stretches

1948 Cleveland	1-7	Sept 19-Oct 1
1948 Boston	1-8	May 22-30
1948 Cleveland	3-9	June 6-17
1948 Boston	3-10	Apr 22-May 2
1939 New York	3-11	June 18-July 4 #1
1944 St. Louis	4-13	June 4-21
1947 Philadelphia	4-19	July 4 #2 -July 28
1940 Detroit	8-24	May 27-July 2
1944 St. Louis	8-32	Aug 16-Oct 1
1940 Detroit	9-28	July 15-Aug 25

**Boston's Ted Williams named 1940s AL Great Teams MVP.
Yankee Red Ruffing takes Cy Young. White Sox Maltzberger wins Reliever Award.**

The 1940s American League Great Teams replay included many of baseball's best players, which made for fierce competition for the AL All-Star team.



For every great player on the All-Star team, there were other players who enjoyed great seasons, but were left out. The only position that lacked competition was RF, which was oddly lacking in real superstars and spread thin because of platooning among seven of the eight teams.


The Splendid Splinter, Boston LF **Ted Williams**, was awarded **1940s AL Great Team MVP honors** based on an amazing offensive season that was highlighted by a .413 batting average and an incredible 523 OBP. The left-handed slugger drove in 115 RBI and had a league-leading 119 BB with only 12 strikeouts. Williams had 205 base hits, including 41 doubles.

Joining Williams on the All-Star team was Boston teammate **SS Vern Stephens** (.273, .351 OBP), who drove in a league-leading 140 runs while hitting behind Williams. Stephens ranked third in HR with 32. The BoSox shortstop had plenty of competition at SS with Philadelphia **Artie Williams** (.401, .463 OBP, 117 runs, 13 triples, 224 hits), Cleveland's **Lou Boudreau** (.366, .442 OBP, 37 doubles, 102 RBI), Chicago's **Luke Appling** (.342) all posting All-Star type numbers.

From the pennant winning Yankees, CF **Joe DiMaggio** (.345, .428 OBP, 25 HR, 100 RBI) and C **Bill Dickey** (.298, .388 OBP, 21 HR, 85 RBI) were represented among the position players and P **Red Ruffing** won the Cy Young award as the best pitcher. DiMaggio was particularly effective during September, leading the Yankees down the stretch and to the pennant. Other contenders for CF honors were **Dom DiMaggio**, Boston, who hit .340 and led the league in hits with 232, including 47 doubles and Detroit's **Barney McCoskey** (.341, .419 OBP).

C Bill Dickey's defense was as valuable as his offensive output, making only six errors all season long. Dickey's 21 HR tied him with Cleveland's **Jim Hegan** (.229) for the most HRs by catchers in the league. Boston's **Birdie Tebbetts** hit .302 and drove in 86 runs, and contended for All-Star honors.

The RF All-Star position was difficult to fill because of a dearth of standout performances by players who served as full-time right fielders. RF duties were split for seven teams, except for Washington. The All-Star recognition for RF was awarded Washington's **George Case** (R) who only hit .266 and failed to hit a single home run, but was second in the league in SB with 43 and tied for third in doubles with 47 two-base hits. NY's **George Selkirk** (.286, 20 HR, 67 RBI) was a contender for the RF slot, but his OF playing time was almost equally divided among all three OF positions.



LF standouts who did not All-Star team included **Hank Greenberg**, Detroit, whose 43 HRs led the American League, and who was second in RBIs with 136), **Dale Mitchell**, Cleveland (.353, 217 hits, 111 runs), **Sam Jethroe**, **Washington** (.352, 192 hits, league-leading 29 triples, 32 SB).

Two iterations of 2b **Joe Gordon** both were standouts in the replay. The 1948 Cleveland version of Gordon was the All-Star pick (.266, .367 OBP, 25 HR, 110 RBIs) while the 1939 version of Joe Gordon (.243, 27 HR, 117 RBI) was the only real competition. Either way, Gordon was the most outstanding 2b in the replay.



The All-Star 1b was Detroit's **Rudy York** (left), who led the AL in home runs for most of the season, until teammate Hank Greenberg caught and passed him in September. York finished with 37 HR, second to Greenberg, and led the league in doubles with 51. York drove in 123 runs, third in the league.

York was lacking on defense, with 19 errors, but his big bat was enough to earn him All-Star honors.

The 3b was Cleveland's **Ken Keltner** (.264, 26 HR, 112 RBIs, fifth in the league), who beat out New York's **Red Rolfe** (.270, 9 HR, 69 RBI).

Leading the All-Star pitching staff was Yankee righty **Red Ruffing** (19-9, 2.51, 20 complete games in only 28 starts), whose consistency was instrumental in the Yankees success. Ruffing was the Yankee ace during their September stretch run, going 4-0 with a 1.00 ERA in his four September starts.

Boston's **Joe Dobson** (21-10, 3.42) led the league in wins, and kept the Red Sox in the race most of the season. Dobson's Boston teammate, **Mel Parnell** (16-9, 2.31) led the league in ERA. Philadelphia's **Jimmy Newberry** (19-9, 2.77, 138 strikeouts) and Washington's **Bill Jefferson** (19-11, 2.76) rounded out the All-Star starters.



The All-Star bullpen, thin because of the reliance on starting pitchers going the distance in the 1940s, included two bespectacled relievers: **Gordon Maltzberger** (38 G, 1.43 ERA, league-leading 19 saves) and Cleveland's steady **Ed Klieman** (R) (36 games, 4-1 record, 2.77 ERA, four saves).

1940s American League Great Teams All Star team

<u>Player</u>	<u>Avg</u>	<u>OBP</u>	<u>G</u>	<u>AB</u>	<u>R</u>	<u>H</u>	<u>2B</u>	<u>3B</u>	<u>HR</u>	<u>RBI</u>	<u>BB</u>	<u>K</u>	<u>SB-CS</u>	<u>Sac</u>	<u>SF</u>	<u>HBP</u>	<u>E</u>
C Bill Dickey, NY	.298	.388	134	470	62	140	24	1	21	85	69	44	0-0	0	4	3	6
1B Rudy York, Det	.314	.415	153	547	100	172	51	5	37	123	93	67	0-1	0	4	5	19
2b Joe Gordon, Cleve	.266	.367	153	575	88	145	21	4	25	110	87	65	0-2	0	9	5	14
SS Vern Stephens, Bos	.273	.351	151	619	108	169	29	10	32	140	77	62	0-0	0	5	0	18
3B Ken Keltner, Cleve	.264	.361	148	583	90	154	15	7	26	112	90	47	0-0	0	5	1	21
LF Ted Williams, Bos	.413	.523	133	496	98	205	42	5	24	115	119	12	0-0	0	5	1	7
CF Joe DiMaggio, NY	.345	.428	130	502	106	173	34	5	25	100	69	31	0-1	0	3	6	5
RF George Case, Wash	.266	.300	142	628	77	167	47	7	0	51	29	55	43-15	5	2	2	6
<u>Starting pitchers</u>	<u>W-L</u>	<u>ERA</u>	<u>G</u>	<u>GS</u>	<u>CG</u>	<u>Sh</u>	<u>Sv</u>	<u>IP</u>	<u>H</u>	<u>R-ER</u>	<u>HR</u>	<u>BB</u>	<u>SO</u>	<u>HB</u>	<u>WP</u>		
Red Ruffing, NY	19-9	2.51	28	28	20	3	0	244.0	201	79-68	17	80	117	6	0		
Joe Dobson, Bos	21-10	3.42	32	31	17	t-4	0	257.7	248	109-98	20	111	94	4	2		
Jimmy Newberry, Phila	19-9	.277	30	29	15	3	0	244.0	178	81-75	18	85	138	5	1		
Mel Parnell, Bos	16-9	2.31	31	27	14	4	1	233.3	157	73-60	6	80	56	9	0		
Bill Jefferson, Wash	19-11	2.76	32	32	19	3	0	267.	199	92-82	16	97	114	1	4		
<u>Relief pitchers</u>	<u>W-L</u>	<u>ERA</u>	<u>G</u>	<u>GS</u>	<u>CG</u>	<u>Sh</u>	<u>Sv</u>	<u>IP</u>	<u>H</u>	<u>R-ER</u>	<u>HR</u>	<u>BB</u>	<u>SO</u>	<u>HB</u>	<u>WP</u>		
Gordon Maltzberger, Chi	3-1	1.43	38	0	0	0	19	44.0	30	7-7	1	12	17	0	0		
Ed Klieman, Cleve	4-1	2.77	36	0	0	0	4	48.7	39	16-15	2	20	9	2	0		

Most Valuable Player: Ted Williams, Boston

Cy Young Award: Red Ruffing, New York

Reliever Award: Gordon Maltzberger, Chicago

1940s American League Great Teams Batting Leaders

<u>Batting Average (Min 477 PA)</u>			<u>On Base Pct. (Min 477 PA)</u>			<u>Runs Batted In</u>		
1	Ted Williams, Bos	.413	Ted Williams, Bos	.523	Vern Stephens, Bos	140		
2	Artie Wilson, Phila	.401	Artie Wilson, Phila	.463	Hank Greenberg, Det	136		
3	Lou Boudreau, Cleve	.366	Billy Goodman, Bos	.450	Rudy York, Det	123		
4	Billy Goodman, Bos	.358	Luke Appling, Chi	.446	Joe Gordon, NY	117		
5	Dale Mitchell, Cleve	.353	Lou Boudreau, Cleve	.442	Ted Williams, Bos	115		
6	Sam Jethroe, Wash	.352	Ferris Fain, Phila	.432	Ken Keltner, Cleve	112		
7	Joe DiMaggio, NY	.345	Joe DiMaggio, NY	.428	Joe Gordon, Cleve	110		
8	Luke Appling, Chi	.342	George Selkirk, NY	.427	Bobby Doerr, Bos	107		
9	Barney McCoskey, Det	.341	Barney McCoskey, Det	.418	Lou Boudreau, Cleve	102		
10	Dom DiMaggio, Bos	.340	Rudy York, Det	.415	Joe DiMaggio, NY	100		

<u>Base Hits</u>			<u>Doubles</u>			<u>Triples</u>		
1	Dom DiMaggio, Bos	232	Rudy York, Det	51	Sam Jethroe, Wash	29		
2	Artie Wilson, Phila	224	Barney McCoskey, Det	48	Artie Wilson, Phila	13		
3	Lou Boudreau, Cleve	217	George Case, Wash	47	Johnny Britton, Phila	12		
4	Dale Mitchell, Cleve	217	Dom DiMaggio, Bos	47	Johnny Pesky, Bos	12		
5	Ted Williams, Bos	205	Hank Greenberg, Det	45	Avelino Canizares, Wash	11		
6	Barney McCoskey, Det	204	Pat Patterson, Chi	42	Red Rolfe, NY	11		
7	Luke Appling, Chi	192	Ted Williams, Bos	41	James Wilkes, Chi	11		
8	Sam Jethroe, Wash	192	Lou Boudreau, Cleve	37	Pat Patterson, Chi	10		
9	Joe DiMaggio, NY	173	Red Rolfe, NY	36	Vern Stephens, Bos	10		
10	Parnell Woods, Wash	172	Birdie Tebbets, Det	36	Buddy Armour, Wash	9		
	Rudy York, Det	172			Quincy Troupe, Wash	9		

<u>Home runs</u>			<u>Stolen Bases</u>			<u>Caught Stealing</u>		
1	Hank Greenberg, Det	43	Wally Moses, Chi	46	Wally Moses, Chi	17		
2	Rudy York, Det	37	George Case, Wash	43	George Case, Wash	15		
3	Vern Stephens, Bos	32	Luke Appling, Chi	36	Sam Jethroe, Wash	13		
4	Joe Gordon, NY	27	Sam Jethroe, Wash	32	Parnell Woods, Wash	13		
5	Ken Keltner, Cleve	26	Barney McCoskey, Det	21	Buddy Armour, Wash	9		
6	Joe DiMaggio, NY	25	Parnell Woods, Wash	18	Don Gutteridge, StL	9		
7	Joe Gordon, Cleve	25	Don Gutteridge, StL	17	Leonard Pearson, Chi	9		
8	Ted Williams, Bos	24	George Selkirk, NY	15	Avelino Canizares, Wash	8		
9	Johnny Davis, Chi	21	Buddy Armour, Wash	12	Artie Wilson, Phila	8		
10	Bill Dickey, NY	21	Mickey Vernon, Wash	12	Three tied with	7		
	Jim Hegan, Cleve	21						

<u>Runs Scored</u>			<u>Bases on Balls</u>			<u>Strikeouts</u>		
1	Dom DiMaggio, Bos	120	Ted Williams, Bos	119	Larry Doby, Cleve	80		
2	Johnny Pesky, Bos	120	Charlie Gehringer, Det	122	James Wilkes, Chi	80		
3	Artie Wilson, Phila	117	Luke Appling, Chi	108	Dom DiMaggio, Bos	71		
4	Hank Greenberg, Det	116	Johnny Pesky, Bos	98	Frank Crosetti, NY	70		
5	Barney McCoskey, Det	114	George Selkirk, NY	98	George McQuinn, StL	70		
6	Dale Mitchell, Cleve	111	George McQuinn, StL	97	Jim Hegan, Cleve	67		
7	Vern Stephens, Bos	108	Edward Steele, Phila	94	Rudy York, Det	67		
8	Joe DiMaggio, NY	106	Rudy York, Det	92	Joe Gordon, Cleve	65		
9	Lou Boudreau, Cleve	103	Ferris Fain, Phila	91	Hank Greenberg, Det	64		
10	Rudy York, Det	100	Ken Keltner, Cleve	90	Don Gutteridge, StL	63		

<u>Sacrifices</u>			<u>Sacrifice Flies</u>			<u>At Bats</u>		
1	Milt Byrnes, StL	10	Hank Majeski, Phila	14	Dom DiMaggio, Bos	682		
2	Avelino Canizares, Wash	9	Sam Chapman, Phila	10	George Case, Wash	628		
3	Pat Patterson, Chi	9	Mark Christman, StL	10	Vern Stephens, Bos	619		
4	Jerry Priddy, Wash	9	Lou Boudreau, Cleve	9	Dale Mitchell, Cleve	614		
5	Mike Kreevich, StL	7	Johnny Britton, Phila	9	Red Rolfe, NY	612		
6	Lou Boudreau, Cleve	6	Milt Byrnes, StL	9	Barney McCoskey, Det	598		
7	Don Gutteridge, StL	6	Babe Dahlgren, NY	9	Lou Boudreau, Cleve	593		
8	George McQuinn, StL	6	Joe Gordon, Cleve	9	Frank Crosetti, NY	592		
9	Dale Mitchell, Cleve	6	Ferris Fain, Phila	8	Joe Gordon, NY	592		
10	Al Zarilla, StL	6	Joe Gordon, NY	8	Ken Keltner, Cleve	585		

1940s AL Modern Great Teams recap - 22

Games Appeared

1	Frank Crosetti, NY	154
2	Dom DiMaggio, Bos	153
3	Joe Gordon, NY	153
4	Red Rolfe, NY	153
5	Rudy York, Det	153
6	Luke Appling, Chi	151
7	Vern Stephens, Bos	151
8	Hank Greenberg, Det	150
9	Barney McCoskey, Det	150
10	Lou Boudreau, Cleve	149

Hit by pitch

Frank Crosetti, NY	17
Edward Steele, Phila	14
Larry Doby, Cleve	11
Al Zarilla, StL	9
Johnny Pesky, Bos	6
Joe DiMaggio, NY	5
Joe Gordon, Cleve	5
Joe Kuhel, Wash	5
Barney McCoskey, Phila	5
Rudy York, Det	5

Grounded into Double Plays

Ken Keltner, Cleve	27
Vern Stephens, Bos	27
Babe Dahlgren, NY	24
Hank Greenberg, Det	21
Lou Boudreau, Cleve	20
Pete Suder, Phila	20
Birdie Tebbets, Bos	20
Johnny Davis, Chi	19
Joe Gordon, NY	19
Parnell Woods, Wash	19

Total Bases

1	Hank Greenberg, Det	360
2	Rudy York, Det	344
3	Ted Williams, Bos	329
4	Dom DiMaggio, Bos	315
5	Lou Boudreau, Cleve	314
6	Vern Stephens, Bos	314
7	Barney McCoskey, Det	307
8	Sam Jethroe, Wash	303
9	Joe DiMaggio, NY	292
10	Artie Wilson, Phila	287

Slugging

Ted Williams, Bos	.663
Rudy York, Det	.629
Hank Greenberg, Det	.622
Joe DiMaggio, NY	.582
Sam Jethroe, Wash	.555
Lou Boudreau, Cleve	.530
Artie Wilson, Phila	.513
Barney McCoskey, Det	.513
Vern Stephens, Bos	.507
Pat Patterson, Chi	.502

Low Batting Average (Min 300 PA)

Frank Crosetti, NY	.181
Babe Dahlgren, NY	.185
Pete Suder, Phila	.200
Dick Bartell, Det	.202
Bruce Campbell, Det	.209
Don Gutteridge, StL	.210
Pinky Higgins, Det	.220
Joe Kuhel, Wash	.220
Rowdy Moore, StL	.226
Jim Hegan, Cleve	.229

1940s American League Great Teams Pitching Leaders

<u>Earned Run Avg (Min. 154 IP)</u>		<u>Wins</u>	<u>Won-Lost Pct. (10 or more dec.)</u>				
1	Mel Parnell, Bos	2.31	Joe Dobson, Bos	21	Bill Dietrich, Chi	14-4	.778
2	Gene Bearden, Cleve	2.48	Bill Jefferson, Chi	19	Orval Grove, Chi	13-6	.684
3	Red Ruffing, NY	2.51	Jimmy Newberry, Phila	19	Early Wynn, Wash	17-8	.680
4	Jack, Kramer, StL	2.71	Red Ruffing, NY	19	Jimmy Newberry, Phila	19-9	.679
5	Bill Jefferson, Chi	2.76	Bob Lemon, Cleve	17	Red Ruffing, NY	19-9	.679
6	Jimmy Newberry, Phila	2.77	Bobo Newsom, Det	17	Joe Dobson, Bos	21-10	.677
7	Gene Bremmer, Wash	2.77	Early Wynn, Wash	17	Gene Bremmer, Wash	12-6	.667
8	Dutch Leonard, Wash	2.81	Gene Bearden, Cleve	16	Marius Russo, NY	9-5	.643
9	Orval Grove, Chi	2.92	Tommy Bridges, Det	16	Mel Parnell, Bos	16-9	.640
10	Nelson Potter, StL	3.00	Mel Parnell, Bos	16	Lefty Gomez, NY	14-8	.636

<u>Shutouts</u>		<u>Strikeouts</u>	<u>Bases on balls</u>			
1	Joe Dobson, Bos	4	Bobo Newsom, Det	154	Bobo Newsom, Det	122
2	Lefty Gomez, NY	4	Tommy Bridges, Det	150	Tommy Bridges, Det	121
3	Jack, Kramer, Bos	4	Jimmy Newberry, Phila	138	Leon Day, Chi	120
4	Mel Parnell, Bos	4	Leon Day, Chi	131	Dick Fowler, Phila	116
5	Early Wynn, Wash	4	Lefty Gomez, NY	122	Bob Lemon, Cleve	116
6	Twelve tied with	3	Jack, Kramer, StL	118	Bob Feller, Cleve	115
7			Red Ruffing, NY	117	Gene Bearden, Cleve	111
8			Bill Jefferson, Chi	114	Joe Dobson, Bos	111
9			Max Manning, Chi	113	Jack, Kramer, StL	111
10			Bob Feller, Cleve	107	Nelson Potter, StL	108

<u>Innings Pitched</u>		<u>Total hits allowed</u>	<u>Total runs allowed</u>			
1	Bobo Newsom, Det	270.3	Joe Dobson, Bos	248	Frank Gorsica, Det	142
2	Bob Lemon, Cleve	267.7	Bob Feller, Cleve	248	Willie Greason, Phila	138
3	Bill Jefferson, Wash	267.3	Bob Lemon, Cleve	243	Bob Lemon, Cleve	127
4	Joe Dobson, Bos	257.7	Bobo Newsom, Det	227	Bob Feller, Cleve	126
5	Gene Bearden, Cleve	247.0	Tommy Bridges, Det	226	Bobo Newsom, Det	126
6	Max Manning, Chi	246.3	Jack, Kramer, Bos	221	Alonzo, Perry, Phila	124
7	Jack, Kramer, StL	246.0	Dick Fowler, Phila	213	Leon Day, Chi	117
8	Bob Feller, Cleve	245.3	Early Wynn, Wash	213	Early Wynn, Wash	115
9	Jimmy Newberry, Phila	244.0	Max Manning, Chi	204	Hal Newhouser, Det	109
10	Red Ruffing, NY	244.0	Alonzo, Perry, Phila	204	Tommy Bridges, Det	107

<u>Earned runs allowed</u>		<u>Games Started</u>	<u>Complete Games</u>			
1	Frank Gorsica, Det	122	Bob Feller, Cleve	34	Bobo Newsom, Det	20
2	Bob Lemon, Cleve	120	Bob Lemon, Cleve	34	Red Ruffing, NY	20
3	Willie Greason, Phila	119	Bobo Newsom, Det	34	Bill Jefferson, Wash	19
4	Bob Feller, Cleve	115	Bill Jefferson, Wash	32	Joe Dobson, Bos	17
5	Bobo Newsom, Det	107	Early Wynn, Wash	32	Gene Bearden, Cleve	16
6	Alonzo Perry, Phila	104	Joe Dobson, Bos	31	Dick Fowler, Phila	15
7	Early Wynn, Wash	104	Dick Fowler, Phila	31	Jack, Kramer, StL	15
8	Leon Day, Chi	99	Jack, Kramer, StL	30	Jimmy Newberry, Phila	15
9	Joe Dobson, Bos	98	Max Manning, Chi	30	Mel Parnell, Bos	14
10	Tommy Bridges, Det	97	Phil Marchildon, Phila	30	Early Wynn, Wash	14

<u>Games appeared</u>		<u>Saves</u>		<u>Home Runs Allowed</u>		
1	Johnny Murphy, NY	45	Gordon Maltzberger, Chi	19	Early Wynn, Wash	25
2	Al Benton, Det	44	Russ Christopher, Cleve	16	Bob Muncrief, StL	22
3	Russ Christopher, Cleve	44	Johnny Murphy, NY	16	Tommy Bridges, Det	20
4	Russ Christopher, Phila	43	Russ Christopher, Phila	14	Joe Dobson, Bos	20
5	Earl Johnson, Bos	41	George Caster, StL	11	Phil Marchildon, Phila	20
6	George Caster, StL	40	Mickey Haefner, Wash	11	Dick Fowler, Phila	18
7	Bob Savage, Phila	40	Earl Johnson, Bos	7	Jimmy Newberry, Phila	18
8	Lefty West, StL	39	Al Benton, Det	6	Bobo Newsom, Det	18
9	Gordon Maltzberger, Chi	38	Alex Carrasquel, Wash	4	Red Ruffing, NY	17
10	Joe Coleman, Phila	37	Ed Klieman, Cleve	4	Bill Jefferson, Wash	16
	Tex Hughson, Bos	37	Bob Savage, Phila	3		

<u>Wild pitches</u>		<u>Hit batsmen</u>		<u>Balks</u>		
1	Alonzo Perry, Phila	5	Bobo Newsom, Det	10	Dutch Leonard, Wash	2
2	Tom Seats, Det	5	Schoolby Rowe, Det	10	Max Manning, Chi	2
3	Gene Bearden, Cleve	4	Bob Lemon, Cleve	9	Eleven tied with	1
4	Bill Jefferson, Wash	4	Mel Parnell, Bos	9		
5	Wes Ferrell, NY	3	Gene Bearden, Cleve	8		
6	Johnny Humphries, Chi	3	Denny Galehouse, StL	8		
7	Gene Bremmer, Wash	3	Bob Muncrief, StL	8		
8	Ellis Kinder, Bos	3	Sig Jakucki, StL	8		
9	Jack Kramer, StL	3	Bob Feller, Cleve	7		
10	Twelve tied with	2	Johnny Humphries, Chi	7		

<u>Games Lost</u>		<u>Worst W-L Pct. (10 Dec)</u>		<u>W-L</u>	<u>Pct</u>	<u>High ERA (77 IP)</u>	
1	Nelson Potter, StL	18	Fred Hutchinson, Det	0-11	.000	Frank Gorsica, Det	8.32
2	Bobo Newsom, Det	16	Tex Shirley, StL	1-10	.091	Mickey Harris, Bos	7.87
3	Leon Day, Chi	14	Sam Zoldak, Cleve	2-10	.167	Willie Greason, Phila	7.78
4	Bob Feller, Cleve	14	Hal Newhouser, Det	3-13	.188	Hal Newhouser, Det	6.98
5	Dick Fowler, Phila	13	Frank Gorsica, Det	4-12	.250	Dizzy Trout, Det	6.88
6	Hal Newhouser, Det	13	Alex Carrasquel, Wash	3-7	.300	Dave Ferriss, Bos	6.56
7	Six tied with	12	Steve Gromek, Cleve	3-7	.300	Tex Shirley, StL	6.39
8			Al Hollingsworth, StL	3-7	.300	Don Black, Cleve	6.36
9			Willie Greason, Phila	4-9	.308	Alonzo, Perry, Phila	6.21
10			Bump Hadley, NY	5-10	.333	Bob Muncrief, Cleve	6.02

<u>Unearned runs allowed</u>		
1	Tex Shirley, StL	23
2	Frank Gorsica, Det	20
3	Alonzo, Perry, Phila	20
4	Willie Greason, Phila	19
5	Max Manning, Chi	19
6	Bobo Newsom, Det	19
7	Sam Zoldak, Cleve	19
8	Leon Day, Chi	18
9	Hal Newhouser, Det	18
10	Ellis Kinder, Bos	17

**1940s American League Great Teams
Team Totals**

<u>Player</u>	<u>Avg</u>	<u>OBP</u>	<u>G</u>	<u>AB</u>	<u>R</u>	<u>H</u>	<u>2B</u>	<u>3B</u>	<u>HR</u>	<u>RBI</u>	<u>BB</u>	<u>K</u>	<u>SB-CS</u>	<u>SH</u>	<u>SF</u>	<u>HB</u>	<u>DP</u>	<u>E</u>
1948 Boston	.286	.375	154	5401	898	1543	286	44	116	849	789	567	9-10	13	54	19	160	138
1943 Washington	.284	.340	154	5257	707	1493	235	94	47	665	456	541	146-78	47	73	25	137	119
1947 Philadelphia	.282	.353	154	5438	743	1534	254	79	70	703	598	470	39-30	23	77	43	160	155
1943 Chicago	.277	.348	154	5289	709	1466	234	61	62	680	578	643	139-67	31	51	25	147	148
1948 Cleveland	.271	.349	154	5323	769	1441	203	41	141	729	634	575	26-13	28	44	29	151	141
1940 Detroit	.262	.343	154	5281	756	1384	306	47	144	710	649	528	44-15	34	41	27	143	169
1939 New York	.250	.331	154	5245	752	1310	247	48	147	698	614	531	35-16	16	37	40	131	140
1944 St. Louis	.232	.312	154	5001	564	1158	209	38	58	521	583	588	32-30	71	55	23	123	147

League Average .268 .335 154 5277 737 1416 247 57 98 694 613 555 59-32 33 54 29 144 145

<u>Team</u>	<u>W-L</u>	<u>ERA</u>	<u>Apr</u>	<u>GS</u>	<u>CG</u>	<u>Sh</u>	<u>Sv</u>	<u>IP</u>	<u>H</u>	<u>R-ER</u>	<u>HR</u>	<u>BB</u>	<u>SO</u>	<u>HB</u>	<u>WP</u>
1943 Washington	84-70	3.83	297	154	56	13	18	1367.3	1261	638-582	97	561	536	20	15
1944 St. Louis	61-93	3.87	321	154	42	9	17	1372.0	1393	702-590	90	583	659	36	11
1943 Chicago	84-70	4.04	324	154	52	10	23	1364.0	1369	699-612	89	599	527	32	10
1948 Cleveland	77-77	4.18	355	154	40	10	23	1394.3	1416	747-648	82	647	464	39	11
1939 New York	87-67	4.25	309	154	56	14	21	1382.3	1379	718-653	81	694	673	21	11
1947 Philadelphia	80-74	4.27	339	154	46	8	18	1373.7	1651	752-652	104	667	557	21	11
1948 Boston	81-73	4.44	337	154	51	13	12	1384.3	1596	774-683	106	559	428	23	10
1940 Detroit	62-92	5.38	325	154	45	7	9	1364.3	1649	942-815	92	683	737	38	10

League Average 77-77 4.28 326 154 49 11 18 1375.3 1404 747-654 93 620 573 29 12

Balks: Washington, Boston 4, Chicago, Detroit 3, St. Louis 2

1939 New York Yankees

87-67, .565, +3 games

Player	Avg	OB	G	AB	R	H	2B	3B	HR	RBI	BB	K	SB-CS	Sac	SF	HBP	DP	E
Joe DiMaggio	.345	.428	130	502	106	173	34	5	25	100	69	31	0-1	0	3	6	17	5
Bill Dickey	.298	.388	134	470	62	140	24	1	21	85	69	44	0-0	0	4	3	11	6
George Selkirk	.286	.427	123	406	96	116	13	5	20	67	98	42	15-5	0	2	4	4	9
Tommy Henrich	.286	.384	112	350	66	100	25	3	14	51	56	36	5-0	0	0	0	3	9
Charlie Keller	.277	.383	118	404	70	112	17	3	11	55	69	46	2-0	0	3	2	10	7
Red Rolfe	.247	.270	153	612	97	165	36	11	9	69	72	44	6-3	5	2	1	8	21
Joe Gordon	.243	.305	153	585	76	142	27	8	27	117	53	47	1-5	2	8	3	19	11
B. Knickerbocker	.242	.265	21	33	1	8	2	0	0	3	1	4	0-0	0	0	0	1	1
Joe Gallagher	.225	.279	19	40	5	9	5	0	0	6	3	8	0-0	0	0	0	2	1
Arndt Jorgens	.222	.222	5	9	1	2	0	0	0	0	0	1	0-0	0	0	0	1	0
Buddy Rosar	.216	.246	39	111	12	24	3	2	0	5	5	9	1-0	0	2	0	2	2
Jake Powell	.186	.233	55	97	14	18	5	0	0	5	6	2	0-0	0	0	0	2	0
Babe Dahlgren	.185	.237	147	542	46	100	21	2	15	75	37	49	1-0	4	9	3	24	10
Frankie Crosetti	.181	.260	154	592	62	107	21	2	4	32	47	70	4-2	3	1	17	13	22
Lou Gehrig	.156	.300	8	32	3	5	0	0	0	5	7	4	0-0	0	1	0	2	0
Pitchers	.193	.231	154	460	36	89	14	6	1	24	22	94	0-0	2	2	1	12	36
Team	.250	.330	154	5342	760	1334	248	48	148	707	617	547	35-16	16	37	40	131	141

PB Dickey 4.

OF assists Keller 13, J. DiMaggio 10, Selkirk 7, Henrich 6, Gallagher 1

Pitcher HR Ruffing 1

<u>Player</u>	<u>W-L</u>	<u>ERA</u>	<u>G</u>	<u>GS</u>	<u>CG</u>	<u>Sh</u>	<u>Sv</u>	<u>IP</u>	<u>H</u>	<u>R-ER</u>	<u>HR</u>	<u>BB</u>	<u>SO</u>	<u>HB</u>	<u>WP</u>
Red Ruffing	19-9	2.51	28	28	20	3	0	244.0	201	79-68	17	80	117	6	0
Lefty Gomez	14-8	3.40	26	26	11	4	0	200.7	169	87-76	13	106	122	4	2
Monte Pearson	10-7	4.83	22	21	4	1	0	143.3	162	91-77	6	57	84	2	1
Marius Russo	9-5	3.00	23	12	7	3	1	110.0	84	42-37	1	48	58	0	1
Atley Donald	8-9	4.81	25	19	4	1	0	142.3	157	82-76	11	87	68	1	0
Steve Sundra	7-6	5.08	28	11	2	1	0	106.3	127	64-60	5	51	30	2	1
Oral Hildebrand	6-4	3.75	22	16	6	1	0	127.3	115	57-53	8	49	67	3	2
Bump Hadley	5-10	4.12	24	18	1	0	0	144.3	136	69-66	6	93	67	2	1
Johnny Murphy	4-4	3.98	45	0	0	0	16	52.0	53	25-23	2	29	24	0	0
Wes Ferrell	3-4	9.90	32	3	1	0	2	60.0	97	70-66	10	53	23	1	3
Spud Chandler	2-1	9.00	34	0	0	0	2	51.0	78	52-51	2	41	13	0	0
Team	87-67	4.25	309	154	56	14	21	1382.3	1379	718-653	81	694	673	21	11

Balk none

1943 Chicago White Sox
Integrated with 1946 Newark Eagles
84-70, .545, -3 games, tied with 1943 Washington Senators (*integrated*)

Player	Avg	OBP	G	AB	R	H	2b	3b	HR	RBI	BB	K	SB-CS	Sac	SF	HBP	DP	E
Monte Irvin	.600	.636	6	10	4	6	1	0	1	4	1	0	0-1	0	0	0	0	0
Luke Appling	.342	.446	151	562	94	192	23	2	3	79	108	31	36-7	0	4	1	14	19
Guy Curtright	.335	.418	90	224	38	75	8	3	2	43	33	28	3-1	2	4	2	7	5
Pat Patterson	.317	.365	135	464	72	147	42	10	8	63	39	56	6-7	9	6	0	13	17
Johnny Davis	.311	.393	84	305	53	95	20	0	21	79	41	31	3-0	0	0	0	19	6
Thurman Tucker	.303	.400	24	76	11	23	4	1	0	7	12	5	7-1	0	1	1	2	3
Ralph Hodgins	.290	.326	106	417	39	121	30	5	2	58	24	27	2-1	2	4	0	9	20
Leonard Pearson	.284	.328	99	359	51	102	20	5	11	50	27	53	6-9	1	7	0	12	2
Charles Ruffin	.283	.320	109	385	47	109	15	6	2	50	18	56	0-0	4	3	4	10	3
Hunkie Parks	.267	.294	4	15	2	4	2	0	0	1	0	1	0-0	0	1	1	1	0
James Wilkes	.251	.355	103	438	72	110	6	11	7	50	69	80	9-7	0	1	2	1	3
Wally Moses	.250	.319	136	519	69	130	20	5	2	46	50	62	46-17	2	3	4	12	14
Don Kolloway	.249	.296	61	193	21	48	9	2	0	24	15	23	3-5	1	5	0	3	6
Skeeter Webb	.245	.265	50	159	23	39	8	1	0	19	5	11	5-4	1	2	0	8	7
Bob Harvey	.241	.336	70	195	23	47	1	3	0	17	25	18	3-0	0	2	4	2	5
Mike Tresh	.229	.312	48	153	11	35	0	0	0	15	19	17	1-0	2	1	0	6	1
Joe Kuhel	.220	.321	99	291	41	64	12	0	2	25	39	40	5-6	0	1	5	11	4
Moose Solters	.214	.241	11	28	1	6	0	0	0	4	1	0	0-0	0	0	0	2	0
Dick Culler	.129	.200	22	62	3	8	0	1	0	5	6	6	2-1	0	2	0	4	0
Tony Cuccinello	.071	.263	9	14	0	1	0	0	0	1	4	0	2-0	0	0	1	0	1
Pitchers	.248	.315	154	420	34	104	13	6	1	40	42	98	0-0	7	3	1	11	32
Team	.277	.348	154	5289	709	1466	234	61	62	680	578	643	139-67	31	51	25	147	148

PB Ruffin 1, Tresh 2

OF assists Moses 12, Wilkes 8, Harvey 6, J. Davis 4, Curtright 4, Solters 1

Pitcher HR Dietrich 1

Player	W-L	ERA	G	GS	CG	Sh	Sv	IP	H	R-ER	HR	BB	SO	HB	WP
Max Manning	15-10	3.03	30	30	13	1	0	246.3	204	102-83	14	69	113	4	2
Bill Dietrich	14-4	3.73	24	23	11	1	0	169.0	160	72-70	14	60	36	1	1
Orval Grove	13-6	2.92	30	22	6	0	0	200.3	168	77-65	10	79	75	5	1
Jny Humphries	12-7	3.53	26	26	7	3	0	165.7	190	77-65	10	66	54	7	3
Leon Day	11-14	3.85	30	29	12	3	0	231.3	194	117-99	12	120	131	5	1
Jake Wade	4-5	4.46	30	7	2	1	1	74.7	83	47-37	7	47	34	4	0
Eddie Smith	4-6	8.75	17	4	1	1	0	37.0	59	40-36	1	25	9	0	1
Gdn Maltzberger	3-1	1.43	38	0	0	0	19	44.0	30	7-7	1	12	17	0	0
Joe Haynes	3-6	5.49	34	2	0	0	1	62.3	73	40-38	3	18	21	2	1
Thornton Lee	3-6	7.39	17	10	0	0	1	63.3	100	57-52	9	32	16	1	0
Lenial Hooker	1-1	5.47	17	0	0	0	0	24.7	30	15-15	1	10	6	0	0
Bill Swift	1-4	8.93	31	1	0	0	1	45.3	78	48-45	7	28	15	3	0
Team	84-70	4.04	324	154	52	10	23	1364.0	1369	699-612	89	566	527	32	10

Balk Manning 2, Day 1

1943 Washington Senators
Integrated with 1945 Cleveland Buckeyes
 84-70, .545, -3 games, tied with 1943 Chicago White Sox (*integrated*)

Player	Avg	OBP	G	AB	R	H	2b	3b	HR	RBI	BB	K	SB-CS	Sac	SF	HBP	DP	E
Tony Giuliani	.381	.417	9	21	2	8	1	0	0	5	2	2	0-0	0	1	0	0	2
Sam Jethroe	.352	.397	136	546	91	192	23	29	10	79	43	48	32-13	2	4	1	14	4
Sherry Robertson	.333	.444	8	15	3	5	2	0	0	0	3	0	0-0	0	0	0	0	0
Parnell Woods	.326	.368	139	528	70	172	21	5	1	65	34	20	18-13	3	4	4	19	13
Avelino Canizares	.306	.389	132	467	74	143	23	11	8	62	63	48	10-8	9	3	2	13	12
Bob Johnson	.295	.394	66	166	25	49	6	1	5	28	26	13	4-1	1	0	1	6	4
Jerry Priddy	.294	.362	148	528	65	155	28	5	7	85	56	61	6-6	9	4	3	17	15
Gene Moore	.292	.357	41	89	11	26	2	1	0	2	8	8	2-0	0	0	1	3	4
Jake Early	.290	.395	80	224	23	65	17	3	1	38	37	29	0-0	1	2	3	4	12
Buddy Armour	.284	.316	90	306	35	87	6	9	1	40	13	31	12-9	1	2	2	3	9
Mickey Vernon	.283	.287	87	258	45	73	14	3	3	36	3	21	12-6	0	4	0	8	7
Stan Spence	.282	.376	97	340	51	96	19	4	6	49	53	37	1-0	1	3	0	6	3
Archie Ware	.282	.338	108	309	43	87	12	5	1	39	28	15	3-3	0	5	1	8	4
Quincy Troupe	.267	.356	95	251	28	67	7	9	2	37	32	50	0-3	2	2	4	10	1
George Case	.266	.300	142	628	77	167	47	7	0	51	29	55	43-15	5	2	2	13	6
Alex Kampouris	.219	.419	17	32	7	7	0	0	0	5	11	5	1-0	1	0	0	1	0
John Sullivan	.181	.240	42	94	23	17	2	0	1	13	8	9	2-1	0	2	0	1	6
Pitchers	.169	.182	154	455	34	77	5	2	1	31	7	89	0-0	12	5	1	11	17
Team	.284	.341	154	5257	707	1493	235	94	47	665	456	541	146-78	47	43	25	137	119

PB Early 7, Giuliani 2, Troupe 1

OF assists Armour 9, Case 7, Jethroe 5, Johnson, G. Moore, Spence 1 each

Pitcher HR Wynn 1

Player	W-L	ERA	G	GS	CG	Sh	Sv	IP	H	R-ER	HR	BB	SO	HB	WP
Bill Jefferson	19-11	2.76	32	32	19	3	0	267.3	199	92-82	16	97	114	1	4
Early Wynn	17-8	3.92	32	31	14	4	0	238.7	213	115-104	25	89	98	4	1
Dutch Leonard	14-12	2.81	31	31	8	1	0	234.0	206	82-73	19	67	76	4	1
Gene Bremmer	12-6	2.77	25	22	6	1	0	175.7	152	57-54	8	65	53	1	3
Milo Candini	9-11	4.09	26	18	6	2	1	160.7	147	81-73	7	77	75	3	1
Jim Mertz	3-2	6.60	27	3	1	0	1	45.0	67	37-33	4	21	20	0	0
Mickey Haefner	3-4	4.15	33	5	1	1	11	65.0	54	30-30	1	35	34	0	1
Alex Carrasquel	3-7	5.64	30	7	1	1	4	75.0	81	52-47	5	39	24	6	1
Ray Scarborough	3-7	6.57	31	5	0	0	1	63.0	74	47-46	9	49	33	0	1
Lovell Hardin	1-2	5.55	17	0	0	0	0	24.3	39	18-15	2	10	6	1	0
Johnny Brown	0-0	12.68	11	0	0	0	0	16.3	26	25-23	1	10	3	0	2
Ewald Pyle	0-0	7.73	2	0	0	0	0	2.3	3	2-2	0	2	0	0	0
Team	84-70	3.83	297	154	56	13	18	1367.3	1261	638-582	97	561	536	20	15

Balk Manning 2, Brown 1, Day 1

1948 Boston Red Sox
81-73, .526, -6 games

Player	Avg	OBP	G	AB	R	H	2b	3b	HR	RBI	BB	K	SB-CS	Sac	SF	HBP	DP	E
Ted Williams	.413	.523	133	496	98	205	42	5	24	115	119	12	0-0	0	5	1	15	7
Billy Goodman	.358	.450	116	422	82	151	28	2		58	72	41	3-3	1	4	2	13	20
Dom DiMaggio	.340	.415	153	682	120	232	47	3	10	78	88	71	1-1	1	3	2	16	5
Matt Batts	.338	.390	46	133	18	45	12	0	2	22	12	7	0-0	1	1	0	4	14
Birdie Tebbetts	.302	.370	123	463	72	140	36	2	5	86	53	40	0-0	1	5	0	20	7
Wally Moses	.275	.350	68	182	23	50	6	1	2	27	18	28	3-1	0	2	4	4	0
Vern Stephens	.273	.351	151	619	108	169	29	10	32	140	77	62	0-0	0	5	0	27	18
Bobby Doerr	.268	.366	135	515	78	138	17	4	20	17	83	53	1-4	1	6	0	17	16
Billy Hitchcock	.262	.310	54	130	25	34	3	1	1	24	11	8	0-0	0	4	0	4	3
Johnny Pesky	.256	.367	141	577	120	148	27	12	1	68	98	36	1-0	1	7	7	9	16
Stan Spence	.240	.364	133	420	74	101	24	3	10	58	84	52	0-0	1	4	0	10	5
Sam Mele	.198	.247	76	197	23	39	8	0	1	24	12	20	0-1	1	4	2	6	4
Jake Jones	.175	.280	45	114	9	20	2	0	0	5	17	30	0-0	0	1	0	2	2
Lou Stringer	.125	.125	9	8	1	1	0	0	1	1	0	2	0-0	0	0	0	1	0
Pitchers	.158	.236	154	443	47	70	5	1	5	36	45	105	0-0	5	3	1	12	21
Team	.286	.375	154	5401	898	1543	286	44	116	849	789	567	9-10	13	54	19	160	138

PB Tebbetts 3

OF assists Spence 11, Williams 11, DiMaggio 6, Mele 5, Moses 2

Pitcher HR Dobson 3, J. Kramer 2

Player	W-L	ERA	G	GS	CG	Sh	Sv	IP	H	R-ER	HR	BB	SO	HB	WP
Joe Dobson	21-10	3.42	32	31	17	4	0	257.7	248	106-98	20	111	94	4	2
Mel Parnell	16-9	2.31	31	27	14	4	1	233.3	157	73-60	6	80	56	9	0
Jack Kramer	15-9	3.60	28	28	11	4	0	217.3	221	100-87	15	66	61	1	1
Ellis Kinder	7-12	4.98	27	23	6	1	0	159.0	194	105-88	13	64	48	3	3
Dnny Galehouse	5-3	5.52	26	14	2	0	0	109.3	170	74-67	9	38	42	1	0
Mickey Harris	5-9	7.57	27	17	1	0	0	98.3	175	95-86	7	47	28	3	1
Earl Johnson	4-5	4.60	41	4	0	0	7	62.7	84	44-32	6	28	18	0	0
Tex Hughson	4-5	5.82	37	0	0	0	1	55.2	77	42-36	8	24	14	0	0
Dave Ferriss	3-4	6.56	30	10	0	0	1	94.7	142	73-69	15	41	28	1	0
Harry Dorish	1-0	4.15	14	0	0	0	1	26.0	32	12-12	1	11	8	1	1
Cot Deal	0-0	6.23	12	0	0	0	0	8.7	13	6-6	1	7	2	0	0
Earl Caldwell	0-0	8.10	8	0	0	0	0	10.0	18	9-9	3	7	1	0	0
Chuck Stobbs	0-2	3.37	12	0	0	0	0	18.7	22	8-7	0	9	6	0	1
Team	81-73	4.44	337	154	51	13	12	1384.3	1596	774-683	106	559	428	23	10

Balk Dobson, Galehouse, M. Harris, McDermott 1 each

1947 Philadelphia Athletics
Integrated with 1948 Birmingham Black Barons
 80-74, .519, -7 games,

Player	Avg	OBP	G	AB	R	H	2b	3b	HR	RBI	BB	K	SB-CS	Sac	SF	HBP	DP	E
Artie Wilson	.401	.463	141	559	117	224	28	13	3	47	64	39	7-9	1	1	2	13	12
Piper Davis	.367	.412	94	256	43	94	24	5	7	47	22	9	2-3	2	5	1	8	4
Ferris Fain	.330	.432	135	479	85	158	26	8	9	97	91	40	1-2	1	8	1	12	16
Edward Steele	.322	.479	119	357	75	115	31	3	10	53	94	54	8-3	0	1	14	11	10
Barney McCoskey	.319	.385	141	320	57	102	16	5	2	47	31	16	0-0		22	5	9	7
Hank Majeski	.296	.345	94	304	39	90	21	3	11	57	28	15	0-1	0	14	2	13	8
Johnny Britton	.295	.328	106	353	37	104	10	12	2	55	21	22	0-0	1	9	1	11	11
Elmer Valo	.292	.379	108	373	68	109	11	5	4	48	51	27	9-4	0	1	2	9	7
Buddy Rosar	.281	.354	103	367	28	103	22	2	2	37	42	11	1-0	3	6	3	11	8
Bobby Robinson	.261	.287	78	276	32	72	6	6	1	31	9	15	5-4	0	5	3	16	2
George Binks	.250	.333	4	8	3	2	1	0	0	0	1	0	0-0	0	0	0	2	1
Sam Chapman	.235	.308	126	472	50	111	14	4	13	87	51	54	0-2	1	10	3	8	13
Willie Mays	.220	.284	50	100	6	22	4	0	0	9	9	10	0-0	0	0	0	2	0
Pete Suder	.200	.246	140	501	43	100	24	7	5	47	33	39	0-0	4	7	0	20	15
Mike Guerra	.197	.241	114	198	14	39	2	0	0	17	13	19	1-2	0	5	0	4	6
Eddie Joost	.154	.316	34	78	5	12	2	0	0	4	19	11	4-0	0	1	0	2	6
Pitchers	.176	.217	154	427	39	75	12	6	1	19	17	87	1-0	8	2	6	10	27
Team	.282	.353	154	5438	743	1534	254	79	70	703	598	470	39-30	23	77	43	160	155

PB Guerra 3, Rosar 2

OF assists Valo 11, Steele 9, Chapman 8, Robinson 6, McCoskey 3, Mays 1

Pitcher HR Greason 1

Player	W-L	ERA	G	GS	CG	Sh	Sv	IP	H	R-ER	HR	BB	SO	HB	WP
Jimmy Newberry	19-9	2.77	30	29	15	3	0	244.0	178	81-75	18	85	138	5	1
Dick Fowler	15-13	3.53	31	30	15	3	0	240.0	213	106-94	18	116	72	5	0
Phil Marchildon	13-8	3.57	30	30	9	1	0	226.7	161	101-90	20	95	64	3	2
Jesse Flores	8-6	3.13	36	6	3	0	0	97.7	91	42-34	8	45	27	0	0
Bill McCahan	7-5	3.86	36	1	0	0	1	63.0	62	34-27	4	28	17	0	1
Alonzo Perry	5-12	6.21	28	26	2	0	0	150.7	204	124-104	10	92	91	4	5
Russ Christopher	4-3	4.47	43	0	0	0	14	48.3	49	29-24	4	23	13	0	0
Willie Greason	4-9	7.78	28	26	1	1	0	137.7	183	138-119	14	107	89	4	1
Joe Coleman	3-2	5.23	37	1	0	0	0	63.7	96	45-37	4	29	17	0	1
Bob Savage	2-7	4.25	40	5	1	0	3	101.7	114	52-48	4	47	29	0	0
Team	80-74	4.27	339	154	46	8	18	1373.3	1351	752-652	104	667	557	21	11

Balk none

1948 Cleveland Indians

77-77, .500, -10 games

Player	Avg	OBP	G	AB	R	H	2b	3b	HR	RBI	BB	K	SB-CS	Sac	SF	HBP	DP	E
Lou Boudreau	.366	.442	149	593	103	217	37	0	20	102	87	13	5-0	6	9	1	20	17
Dale Mitchell	.353	.411	144	614	111	217	21	5	4	48	61	23	6-5	6	2	0	11	9
Pat Seerey	.333	.400	7	12	2	4	0	0	1	3	2	3	0-0	0	1	0	0	0
Allie Clark	.290	.359	84	248	33	72	2	1	8	36	26	12	0-0	0	1	1	12	5
Joe Tipton	.288	.347	36	111	13	32	2	0	0	9	7	13	0-0	3	0	3	1	4
Ken Keltner	.264	.361	148	583	90	154	15	7	26	112	90	47	0-0	0	5	1	27	21
Larry Doby	.264	.340	112	447	70	118	21	5	7	42	41	80	2-2	1	1	11	8	6
Hank Edwards	.254	.327	59	138	17	35	5	0	3	15	15	17	0-0	1	0	0	2	1
Joe Gordon	.266	.367	142	575	88	145	21	4	25	110	87	65	0-2	0	9	5	16	14
Hal Peck	.250	.301	52	68	9	17	1	0	0	4	5	8	0-0	0	0	0	0	0
Eddie Robinson	.244	.298	117	418	55	102	20	6	15	71	34	40	0-0	0	5	0	12	9
Walt Judnich	.242	.399	88	219	31	53	7	6	1	33	60	29	1-1	1	4	0	7	5
Jim Hegan	.229	.293	125	458	57	105	22	4	21	62	42	67	1-0	1	2	0	16	6
Thurman Tucker	.211	.297	73	237	26	50	7	3	1	22	28	17	11-3	2	2	2	6	1
Bob Kennedy	.194	.250	36	67	6	13	5	0	0	6	5	12	0-0	0	0	0	2	5
Johnny Berardino	.167	.299	64	114	20	19		30	3	13	19	20	0-0	0	1	3	2	5
Pitchers	.195	.240	154	451	38	88	14	0	6	41	25	109	0-0	7	2	2	9	36
Team	.271	.349	154	5323	769	1441	203	41	141	729	634	575	26-13	28	44	29	151	141

PB Hegan 4, Tipton 1

OF assists Doby 11, Mitchell 8, Tucker 4, Edwards 3, A. Clark, B. Kennedy, Peck 1 each

Pitcher HR Lemon 5, Bearden 1

Player	W-L	ERA	G	GS	CG	Sh	Sv	IP	H	R-ER	HR	BB	SO	HB	WP
Bob Lemon	17-10	4.03	35	34	10	2	0	267.7	243	127-120	13	116	85	9	2
Gene Bearden	16-11	2.48	30	29	16	3	1	247.0	168	82-68	14	111	69	8	4
Bob Feller	14-14	4.22	35	34	6	2	0	245.3	248	126-115	12	115	107	7	1
Rss Christopher	7-7	3.88	44	0	0	0	16	53.3	55	24-23	3	23	14	0	1
Bob Muncrief	5-4	6.02	26	10	1	0	0	89.7	123	67-60	2	53	31	1	0
Don Black	5-6	6.36	33	11	2	1	0	80.7	104	67-57	4	56	26	0	0
Ed Klieman	4-1	2.77	36	0	0	0	4	48.7	39	16-15	2	20	9	2	0
Satchel Paige	4-3	3.52	15	8	1	0	0	69.0	68	30-27	9	21	23	2	2
Steve Gromek	3-7	4.26	30	10	2	1	1	99.3	106	60-47	7	44	34	2	2
Sam Zoldak	2-10	3.59	23	13	2	1	0	100.3	105	59-40	6	39	31	4	0
Bill Kennedy	0-2	6.98	24	3	0	0	0	49.0	75	46-38	4	27	21	1	2
Lyman Linde	0-0	7.02	10	0	0	0	1	16.7	30	15-13	3	8	4	2	0
Team	77-77	4.18	355	154	40	10	23	1394.3	1416	747-648	82	647	464	39	14

Balk none

1940 Detroit Tigers
62-92, .403, -25 games

Player	Avg	OBP	G	AB	R	H	2b	3b	HR	RBI	BB	K	SB-CS	Sac	SF	HBP	DP	E
Barney McCoskey	.341	.418	150	598	114	204	48	14	9	60	78	56	21-6	1	4	4	3	9
Dutch Meyer	.327	.373	23	55	11	18	5	0	0	4	3	11	6-0	1	0	1	2	1
Rudy York	.314	.415	153	547	100	172	51	5	37	123	92	67	0-1	0	4	5	16	19
Billy Sullivan	.306	.370	74	229	22	70	12	0	1	24	24	12	0-0	4	1	0	2	9
Hank Greenberg	.294	.378	150	579	116	170	45	8	43	136	82	64	0-0	0	6	0	21	26
Birdie Tebbetts	.285	.357	107	361	33	103	23	2	2	41	39	24	2-0	3	3	3	7	8
Charlie Gehringer	.283	.412	139	509	88	144	32	1	13	72	111	18	1-0	5	5	4	16	9
Pete Fox	.273	.309	102	352	37	96	111	4	6	44	20	39	4-1	3	4	0	9	2
Earl Averill	.262	.309	72	13	7	27	2	1	1	14	6	10	0-0	0	0	1	5	0
Pinky Higgins	.220	.307	130	473	61	104	22	3	17	56	58	43	1-2	1	1	2	18	10
Tuck Stainback	.212	.235	9	33	4	7	0	0	0	1	1	12	0-0	0	0	0	1	0
Bruce Campbell	.209	.311	95	254	27	53	12	2	6	42	40	27	1-5	1	5	0	2	4
Dick Bartell	.202	.274	142	554	81	112	25	4	7	50	52	47	8-0	3	4	4	15	34
Frank Croucher	.157	.170	30	51	2	8	0	0	0	2	1	5	0-0	0	1	0	4	1
Red Kress	.153	.291	49	118	14	18	4	1	0	9	21	11	0-0	3	0	2	8	1
Scat Matha	.108	.132	24	37	4	4	0	0	0	2	1	4	0-0	0	0	0	1	0
Pitchers	.173	.210	154	428	35	74	14	2	2	3	2	78	0-0	9	3	1	13	36
Team	.262	.343	154	5281	756	1384	306	47	144	710	649	528	44-15	34	41	27	143	169

PB Tebbetts 5, Sullivan 3

OF assists Fox 13, Campbell 7, McCosky 6, Greenberg 5

Pitcher HR Rowe 2

Player	W-L	ERA	G	GS	CG	Sh	Sv	IP	H	R-ER	HR	BB	SO	HB	WP
Bobo Newsom	17-16	3.56	34	34	20	3	0	270.3	227	126-107	18	122	154	10	2
Tommy Bridges	16-11	3.65	29	29	12	1	0	239.0	226	107-97	20	121	150	2	1
Schoolboy Rowe	10-6	3.27	28	22	11	3	0	187.0	174	76-98	7	80	52	10	0
Al Benton	6-6	3.80	44	0	0	0	6	66.3	66	29-28	5	35	45	0	1
Johnny Gorsica	4-12	8.32	28	20	1	0	0	132.0	201	142-122	10	75	79	6	0
Hal Newhouser	3-13	6.98	23	20	0	0	0	117.3	168	109-91	8	78	85	3	0
Tom Seats	2-2	8.82	32	2	0	0	2	68.3	121	80-67	4	33	34	0	5
Archie McKain	2-4	6.39	32	0	0	0	0	50.7	59	38-36	6	20	31	0	0
Dizzy Trout	2-7	6.88	25	10	1	0	0	86.3	137	76-66	8	48	47	1	0
Lynn Nelson	0-2	6.41	17	2	0	0	0	46.3	73	39-33	3	26	17	2	0
Cotton Phippen	0-2	7.57	11	3	0	0	0	35.7	56	35-30	0	17	7	1	1
Floyd Giebell	0-0	2.57	2	2	0	0	0	14.0	11	4-4	0	4	5	0	0
Fred Hutchinson	0-11	11.65	20	10	0	0	1	51.0	130	81-66	3	24	31	3	1
Team	62-92	5.38	325	154	45	7	9	1364.3	1649	942-815	92	683	737	38	10

Balk Gorsica, Newhouser, Hutchinson 1 each

1944 St. Louis Browns
61-93, .396, -26 games

Player	Avg	OBP	G	AB	R	H	2b	3b	HR	RBI	BB	K	SB-CS	Sac	SF	HBP	DP	E
Mike Kreevich	.284	.339	111	398	43	113	13	6	3	46	32	32	0-3	7	5	4	11	6
Al Zarilla	.269	.372	103	301	44	81	16	6	2	34	41	39	2-2	6	1	9	5	7
Milt Byrnes	.263	.361	126	429	45	113	18	2	2	57	68	50	0-2	10	9	3	7	9
Chet Laabs	.250	.366	121	204	31	51	16	3	5	29	37	27	4-1	2	1	1	7	3
George McQuinn	.249	.369	147	511	77	127	27	2	12	61	97	70	6-5	6	2	2	11	3
Vern Stephens	.240	.327	145	542	77	130	32	0	15	68	73	56	2-4	0	5	0	14	18
Mark Christman	.233	.294	146	520	46	121	20	0	6	51	49	35	0-1	5	10	0	15	10
Gene Moore	.226	.281	114	407	45	92	13	8	4	49	33	36	0-2	4	5	0	7	4
Red Hayworth	.222	.234	81	252	11	56	12	1	0	25	6	23	0-0	5	7	1	5	5
Floyd Baker	.221	.314	52	104	13	23	3	0	0	5	13	5	0-1	2	0	1	5	5
Mike Chartak	.221	.282	57	77	6	17	2	1	1	4	7	20	0-0	1	1	0	2	0
Tom Turner	.219	.265	14	32	0	7	3	0	0	4	2	9	0-0	0	0	0	0	3
Frank Mancuso	.212	.295	80	236	20	50	11	0	1	24	28	35	0-0	4	3	1	10	18
Don Gutteridge	.210	.276	135	548	65	115	16	8	4	42	51	63	17-9	6	3	0	8	16
Pitchers	.158	.236	154	443	47	70	5	1	5	36	45	105	0-0	5	3	1	12	21
Ellis Clary	.173	.419	43	52	12	9	2	0	0	0	22	11	1-0	0	0	0	2	2
Team	.232	.312	154	5001	564	1158	209	38	58	521	583	588	32-30	71	55	23	123	147

PB Hayworth 6, Mancuso 6

OF assists Byrnes 19, G. Moore 9, Zarilla 3, Kreevich 1

Pitcher HR J. Kramer 2, Jakucki 1

<u>Player</u>	<u>W-L</u>	<u>ERA</u>	<u>G</u>	<u>GS</u>	<u>CG</u>	<u>Sh</u>	<u>Sv</u>	<u>IP</u>	<u>H</u>	<u>R-ER</u>	<u>HR</u>	<u>BB</u>	<u>SO</u>	<u>HB</u>	<u>WP</u>
Jack Kramer	15-12	2.71	31	30	15	1	0	246.0	196	90-74	12	111	118	4	3
Sig Jakucki	10-10	3.37	34	24	5	3	1	194.7	201	85-73	14	58	90	8	2
Nelson Potter	10-18	3.00	31	29	11	3	0	231.3	194	93-77	6	108	104	5	1
Bob Muncrief	9-12	4.12	27	26	7	2	0	199.0	196	105-91	22	61	89	8	0
Dnny Galehouse	5-9	3.54	26	19	2	0	1	160.3	166	78-63	7	56	99	8	1
Sam Zoldak	3-3	6.32	28	1	0	0	1	47.0	72	35-33	3	24	30	0	2
Lefty West	3-6	8.11	39	1	0	0	2	43.3	69	45-39	2	33	26	0	0
Al Hollingsworth	3-7	4.38	30	10	1	0	0	98.7	122	55-48	5	44	40	2	1
George Caster	2-4	4.11	40	0	0	0	11	57.0	44	26-26	9	27	32	0	0
Tex Shirley	1-10	6.39	33	12	1	0	1	81.7	116	81-58	8	58	31	1	1
Steve Sundra	0-2	5.54	2	2	0	0	0	13.0	17	9-8	2	3	0	0	0
Team	61-93	3.87	321	154	42	9	17	1372.0	1393	702-590	90	583	659	36	11

Balk Kramer, Potter 1 each

1940 AL Great Teams Pinch hitting Leaders

The most outstanding pinch-hitter in the 1940s replay batted only six times, but New York's **Bill Dickey** made all but every one of his six pinch-hitting appearances count, driving in six runs while hitting a double, triple and home run among his five hits. Dickey's .833 batting average as a pinch-hitter failed to qualify him for the Top 10 pinch-hitters, but his powerful performance off the bench was a big contributor to the Yankees pennant win.

The Philadelphia A's pinch-hitting corps hit .299 with a remarkable .383 on-base percentage. Four of their pinch hitters appeared in the Top 10 hitting leaders. Washington's **Buddy Armour** (8-14) led qualified pinch-hitters with a sparkling .571 average. Detroit's **Earl Averill** had the most pinch-hitting appearances (42) and hits (12). Boston's **Stan Spence** was the only pinch hitter to hit two home runs.

Pinch-hitting in the 1940s was not as frequent as the late 20th century and early 21st century because of the reliance on starting pitchers to go the distance, a considerably less reliance on platooning, and lesser talent on the bench. The stats for the pinch hitters reflected the tactical approach of the times.

<u>Hitting leaders (10 AB min)</u>	<u>Avg</u>	<u>AB</u>	<u>H</u>	<u>2B</u>	<u>3B</u>	<u>HR</u>	<u>RBI</u>	<u>BB</u>	<u>Other</u>
Buddy Armour, Wash	.571	14	8	0	2	0	3	1	
Stan Spence, Bos	.389	18	7	0	0	2	5	4	
Elmer Valo, Phi	.368	19	7	0	0	0	5	1	
Barney McCoskey, Phi	.350	20	7	0	2	1	5	3	DP
Wally Moses, Bos	.350	20	7	1	1	1	4	3	SF, HBP
Al Zarilla, StL	.333	18	6	1	0	0	5	2	DP
Bob Harvey, Chi	.316	19	6	0	0	0	3	0	
Edward Steele, Phi	.316	19	6	2	0	1	4	5	DP
Pat Patterson, Chi	.307	13	4	1	0	0	1	2	
Piper Davis, Phi	.321	28	9	1	0	1	1	3	DP

Pinch hits	Hits	Runs Batted In	RBI	Bases on balls	BB
Earl Averill Det	12	Bill Dickey, NY	6	Guy Curtright, Chi	t6
Piper Davis, Phila	9	Six tied with	5	Bob Johnson, Wash	t6
Buddy Armour, Wash	8			Four tied with	5
Five tied with	7				

Pinch hit at bats	AB	Doubles	2b	Triples	3b
Earl Averill Det	42	Bob Johnson, Wash	3	Buddy Armour, Wash	2
Mike Chartak, StL	39	Bob Kennedy, Cleve	3	Johnny Britton, Phila	2
Hal Peck, Cleve	32	Five tied with	2	Barney McCoskey, Phila	2
Piper Davis, Phila	28			Seven tied with	1
Joe Kuhel, Wash	28				
Jake Powell, NY	28				

<u>Home runs</u>	<u>HR</u>
Stan Spence, Bos	2
10 tied with	1

1940s AL Great Teams Pinch Hitting

Team	BA	OBP	AB	H	2B	3B	HR	RBI	BB	Other
1947 Philadelphia	.299	.383	154	46	4	5	3	26	21	6 DP, .383 OBP
1948 Boston	.287	.359	115	33	2	2	4	20	14	DP, 2 SF, HBP
1943 Washington	.252	.338	119	30	6	3	1	15	16	2 DP, SF
1943 Chicago	.248	.319	125	31	6	1	0	12	14	4 DP, 2 SF
1940 Detroit	.203	.271	128	26	8	0	0	11	9	3 DP, 3 HBP
1939 New York	.200	.308	90	18	3	1	1	8	14	DP
1948 Cleveland	.195	.324	113	22	6	0	1	8	21	DP, HBP, SF
1944 St. Louis	.161	.295	143	23	1	2	1	16	28	5 DP, 2 SF, sac

1939 New York	BA	AB	H	2B	3B	HR	RBI	BB	Other
Bill Dickey	.833	6	5	1	1	1	6	1	
Buddy Rosar	.375	8	3	0	0	0	0	0	
Billy Knickerbocker	.333	6	2	0	0	0	1	0	
Charlie Keller	.167	6	1	0	0	0	1	2	
Jake Powell	.143	28	4	1	0	0	0	3	
Tommy Henrich	.125	16	2	1	0	0	2	3	
George Selkirk	.125	8	1	0	0	0	0	3	DP
Babe Dahlgren	.000	1	0	0	0	0	0	0	
Joe DiMaggio	.000	1	0	0	0	0	0	1	
Arndt Jorgens	.000	1	0	0	0	0	0	0	
<u>Joe Gallagher</u>	<u>.000</u>	<u>9</u>	<u>0</u>	<u>0</u>	<u>0</u>	<u>0</u>	<u>0</u>	<u>1</u>	
New York total	.200	90	18	3	1	1	8	14	DP, .308 OBP

1943 Chicago	BA	AB	H	2B	3B	HR	RBI	BB	Other
Leon Day	1.000	1	1	0	0	0	1	0	
Monte Irvin	1.000	1	1	0	0	0	0	0	
Johnny Davis	.500	4	2	0	0	0	0	0	DP
Ralph Hodgin	.500	4	2	1	0	0	1	0	
Wally Moses	.500	2	1	1	0	0	0	1	
Bob Harvey	.316	19	6	0	0	0	3	0	
Pat Patterson	.307	13	4	1	0	0	1	2	
Guy Curtright	.286	21	6	1	0	0	4	6	2 DP, 2 SF
Leonard Pearson	.286	7	2	0	1	0	0	0	DP
Don Kolloway	.222	9	2	0	0	0	1	4	
Joe Kuhel	.143	28	4	2	0	0	1	1	
Hunkie Parks	.000	1	0	0	0	0	0	0	
Thurman Tucker	.000	1	0	0	0	0	0	0	
Mike Tresh	.000	3	0	0	0	0	0	0	
Dick Culler	.000	3	0	0	0	0	0	0	
Skeeter Webb	.000	3	0	0	0	0	0	0	
<u>Moose Solters</u>	<u>.000</u>	<u>5</u>	<u>0</u>	<u>0</u>	<u>0</u>	<u>0</u>	<u>0</u>	<u>0</u>	
Chicago total	.248	125	31	6	1	0	12	14	4 DP, 2 SF

1943 Washington	BA	AB	H	2B	3B	HR	RBI	BB	Other
Sam Jethroe	1.000	2	2	0	1	0	4	1	
Buddy Armour	.571	14	8	0	2	0	3	1	
Alex Kampouris	.400	5	2	0	0	0	1	1	
Stan Spence	.300	10	3	2	0	0	1	2	
Bob Johnson	.250	20	5	3	0	1	4	6	DP
Mickey Vernon	.250	16	4	0	0	0	0	3	
Archie Ware	.231	13	3	0	0	0	1	2	SF
Gene Moore	.150	20	3	1	0	0	0	1	DP
Avelino Canizares	.000	1	0	0	0	0	0	0	
Tony Giuliani	.000	1	0	0	0	0	0	0	
Quincy Troupe	.000	1	0	0	0	0	0	0	
Parnell Woods	.000	1	0	0	0	0	0	0	
Sherry Robertson	.000	2	0	0	0	0	0	0	
Jake Early	.000	4	0	0	0	0	0	0	
<u>John Sullivan</u>	<u>.000</u>	<u>9</u>	<u>0</u>	<u>0</u>	<u>0</u>	<u>0</u>	<u>1</u>	<u>0</u>	
Washington total	.252	119	30	6	3	1	15	16	2 DP, SF, OBP .338

1940s AL Modern Great Teams recap - 36

1948 Boston	BA	AB	H	2B	3B	HR	RBI	BB	Other
Bobby Doerr	1.000	2	2	0	0	0	1	0	
Johnny Pesky	1.000	1	1	0	0	0	1	1	
Billy Goodman	.667	3	2	0	1	0	0	0	
Matt Batts	.556	9	5	1	0	0	5	2	SF
Stan Spence	.389	18	7	0	0	2	5	4	
Wally Moses	.350	20	7	1	1	1	4	3	SF, HBP
Billy Hitchcock	.250	16	4	0	0	0	0	2	
Ted Williams	.200	5	1	0	1	0	2	1	
Lou Stringer	.143	7	1	0	0	1	1	0	DP
Jake Jones	.091	11	1	0	0	0	0	1	
<u>Sam Mele</u>	<u>.087</u>	<u>23</u>	<u>2</u>	<u>0</u>	<u>0</u>	<u>0</u>	<u>1</u>	<u>0</u>	
Boston total	.287	115	33	2	2	4	20	14	DP, 2 SF, HBP, .359 OBP

1947 Philadelphia	BA	AB	H	2B	3B	HR	RBI	BB	Other
Sam Chapman	.500	4	2	0	0	0	0	0	DP
Elmer Valo	.368	19	7	0	0	0	5	1	
Barney McCoskey	.350	20	7	0	2	1	5	3	DP
Ferris Fain	.333	6	2	0	0	0	2	3	
Piper Davis	.321	28	9	1	0	1	1	3	DP
Edward Steele	.316	19	6	2	0	1	4	5	DP
Johnny Britton	.304	23	7	1	2	0	8	1	
Bobby Robinson	.273	11	3	0	1	0	0	0	
Artie Wilson	.13	3	0	0	0	0	0	0	
Hank Majeski	.222	9	2	0	0	1	1	2	DP
Willie Mays	.200	5	1	0	0	0	0	2	
George Binks	.000	2	0	0	0	0	0	0	DP
Herman Bell	.000	2	0	0	0	0	0	1	
<u>Eddie Joost</u>	<u>.000</u>	<u>3</u>	<u>0</u>	<u>0</u>	<u>0</u>	<u>0</u>	<u>0</u>	<u>1</u>	
Philadelphia total	.299	154	46	4	5	3	26	21	6 DP, .383 OBP

1948 Cleveland	BA	AB	H	2B	3B	HR	RBI	BB	Other
Lou Boudreau	1.000	1	1	0	0	0	0	0	
Joe Gordon	1.000	1	1	0	0	0	0	0	
Bob Kennedy	.375	8	3	3	0	0	1	0	
Allie Clark	.294	17	5	2	0	0	0	1	
Eddie Robinson	.200	5	1	0	0	0	2	2	
Thurman Tucker	.167	6	1	0	0	0	0	1	HBP
Hal Peck	.156	32	5	1	0	0	0	5	
Hank Edwards	.190	21	4	0	0	1	2	3	DP
Walt Judnich	.100	10	1	0	0	0	2	8	
Joe Tipton	.000	1	0	0	0	0	0	0	
Dale Mitchell	.000	2	0	0	0	0	1	0	SF
Larry Doby	.000	3	0	0	0	0	0	0	
<u>Johnny Berardino</u>	<u>.000</u>	<u>6</u>	<u>0</u>	<u>0</u>	<u>0</u>	<u>0</u>	<u>0</u>	<u>1</u>	
Cleveland total	.195	113	22	6	0	1	8	21	DP, HBP, SF, .324 OBP

1940 Detroit	BA	AB	H	2B	3B	HR	RBI	BB	Other
Barney McCoskey	1.000	1	1	1	0	0	2	0	
Tuck Stainback	1.000	1	1	0	0	0	0	0	
Rudy York	.500	2	1	1	0	0	0	0	
Dick Bartell	.333	3	1	1	0	0	0	0	HBP
Birdie Tebbetts	.333	3	1	1	0	0	0	0	HBP
Earl Averill	.286	42	12	2	0	0	5	1	DP
Billy Sullivan	.286	7	2	0	0	0	0	0	
Dutch Meyer	.222	9	2	0	0	0	0	1	DP, HBP
Red Kress	.143	14	2	0	0	0	1	3	
Bruce Campbell	.125	24	3	2	0	0	3	4	DP
Pete Fox	.000	1	0	0	0	0	0	0	
Pinky Higgins	.000	1	0	0	0	0	0	0	
Charlie Gehringer	.000	2	0	0	0	0	0	0	
Scat Metha	.000	7	0	0	0	0	0	0	
<u>Frank Croucher</u>	<u>.000</u>	<u>11</u>	<u>0</u>	<u>0</u>	<u>0</u>	<u>0</u>	<u>0</u>	<u>0</u>	
Detroit total	.203	128	26	8	0	0	11	9	3 DP, 3 HBP, .271 OBP

1940s AL Modern Great Teams recap - 37

1944 St. Louis	BA	AB	H	2B	3B	HR	RBI	BB	Other
Tom Turner	1.00	1	1	0	0	0	1	0	
George McQuinn	.500	2	1	0	0	0	1	0	
Al Zarilla	.333	18	6	1	0	0	5	2	DP
Vern Stephens	.250	4	1	0	0	0	1	0	
Floyd Baker	.200	20	4	0	0	0	1	2	2 DP, sac
Chet Laabs	.188	16	3	0	1	0	3	5	
Mike Kreevich	.133	15	2	0	0	0	0	0	
Gene Moore	.100	10	1	0	0	0	0	1	
Mike Chartak	.103	39	4	0	1	1	3	5	SF
Gus Mancusco	.000	1	0	0	0	0	0	0	
Red Hayworth	.000	2	0	0	0	0	1	0	SF
Don Gutteridge	.000	3	0	0	0	0	0	0	
Ellis Clary	.000	12	0	0	0	0	0	12	2 DP
<u>Milt Byrnes</u>	<u>∞</u>	<u>0</u>	<u>0</u>	<u>0</u>	<u>0</u>	<u>0</u>	<u>0</u>	<u>1</u>	
St. Louis total	.161	143	23	1	2	1	16	28	5 DP, 2 SF, sac, .295 OBP

1940s American League Great Teams Batting Highlights**Cycle**

<u>Date</u>	<u>Batter</u>	<u>Opponent</u>	<u>Description</u>
July 7	Joe DiMaggio, NY	Cleveland	3R HR, 2R triple, double, single, 5 RBI

Three home runs in one game

<u>Date</u>	<u>Batter</u>	<u>Opponent</u>	<u>Description</u>
Aug 3	Vern Stephens, Bos	Det	Three 3R HRs, 9 RBI

Two home runs in one game (pitcher noted in parentheses)

<u>Date</u>	<u>Batter</u>	<u>Opponent</u>	<u>Description</u>
Apr 13	Sam Chapman, Phila	Bos	2R HR, 3R HR, BB, 6 RBI
Apr 23	Rudy York, Det	Cleve	2R HR, 3R HR, 5 RBI
May 3	Hank Greenberg, Det	StL	Solo HR, 3R HR
May 6	Hank Greenberg, Det	Chi	2R HR, solo HR
May 9	Charlie Gehringer, Det	Bos	Two 2R HRs
May 12	Joe Gordon, Cleve	Wash	2R HR, solo HR
May 15	Jim Hegan, Cleve	Wash	Two 2R HRs
May 17	Hank Greenberg, Det	Wash	Grand slam HR, 2R HR, 6 RBI
May 18	Elmer Valo, Phila	Det	3R HR, solo HR
May 21	George McQuinn, StL	NY	2R HR, solo HR
May 22	Lou Boudreau, Cleve	Bos	Two 2R HR, 5 RBI
May 23	Jim Hegan, Cleve	Bos	3R HR, 2R HR, 5 RBI
May 25	Ted Williams, Bos	Phila	Two 2R HRs
June 8	Bobby Doerr, Bos	StL	Two solo HRs in 2-0 win
June 8	Bill Dickey, NY	Chi	2R HR, solo HR
June 11	Babe Dahlgren, NY	StL	Two 2R HRs
June 13	Ken Keltner, Cleve	Phila	3R HR, 2R HR, 5 RBI
June 13	Joe Gordon, Cleve	Phila	3R HR, 2R HR, 5 RBI
July 1	Joe Gordon, NY	Phila	3R HR, solo HR, 4 RBI
July 12	Bill Dickey, NY	StL	3R HR, 2R HR, 5 RBI
July 14	Joe Gordon, NY	StL	Grand slam HR, solo HR
July 17	Ken Keltner, Cleve	Phila	Grand slam HR, 2R HR, 6 RBI
July 28	Tommy Henrich, NY	StL	Leadoff HR, 2R HR, 2 BB, 2 singles
July 28	Bob Johnson, Wash	Det	Two 2R HRs, 4-5
July 31	Matt Batts, Bos	Det	Two 2R HRs
Aug 1	Jim Hegan, Cleve	Wash	Two 3R HRs, 6 RBI
Aug 1	Hank Greenberg, Det	Phila	2R HR, solo HR, 4 RBI
Aug 3	George Selkirk, NY	Cleve	Two 2R HRs, 5-5, RBI, 5 runs, BB
Aug 30	Vern Stephens, Bos	Phila	3R HR, 2R HR, 2b, 5 RBI
Sept 30	Joe DiMaggio, NY	Bos	2R HR, solo HR
Sept 30	Hank Greenberg, Det	Cleve	2R HR, solo HR
Oct 1	Hank Greenberg, Det	Cleve	2R HR, solo HR, <i>four home runs in two games</i>

Five or more RBI in one game (pitchers in parentheses)

<u>Date</u>	<u>Batter</u>	<u>Opponent</u>	<u>RBI</u>	<u>Description</u>
Apr 12	<i>Red Ruffing, NY</i>	Wash	5	3R HR, RBI single, 3-5
Apr 13	Sam Chapman, Phila	Bos	6	2R HR, 3R HR, RBI single, BB, 3 runs
Apr 16	Sam Chapman, Phila	Wash	5	2R double, 3R double
Apr 21	Birdie Tebbetts, Bos	Phila	5	Grand slam HR, RBI single, 2 BB
Apr 23	Rudy York, Det	Cleve	5	2R HR, 3R HR, BB
May 1	Joe Gordon, NY	Bos	6	3R HR, SF, 2R single
May 8	Stan Spence, Wash	StL	5	2R double, 2R single, SF
May 9	Charlie Gehringer, Det	Bos	5	Two 2R HRs, RBI single, 4 runs
May 15	Vern Stephens, Bos	Chi	5	3R HR, RBI single, bases-loaded BB
May 15	Red Rolfe, NY	Det	5	2R triple, 3R HR
May 17	Hank Greenberg, Det	Wash	6	Grand slam HR, 2R HR
May 17	Pinky Higgins, Det	Wash	5	3R HR, 2R single, 3 runs
May 21	Rowdy Moore, StL	NY	5	3R HR, 2R double
May 22	Lou Boudreau, Cleve	Bos	5	Two 2R HR
May 23	Jim Hegan, Cleve	Bos	5	3R HR, 2R HR
May 30 #2	James Wilkes, Chi	Cleve	5	3R HR, 2R single, RBI single
June 1	Ferris Fain, Phila	Wash	5	Grand slam HR, SF
June 4	Johnny Davis, Chi	StL	6	Grand slam HR, two RBI singles
June 8	Joe Gordon, Cleve	Wash	5	Grand slam HR, RBI single
June 13	Ken Keltner, Cleve	Phila	5	3R HR, 2R HR
June 13	Joe Gordon, Cleve	Phila	5	3R HR, 2R HR, BB, 4 runs
June 17	Dom DiMaggio, Bos	Cleve	6	3R HR, 2R double, RBI single, BB
June 21	Parnell Woods, Wash	Chi	5	2R single, three RBI singles
July 4 #1	Johnny Davis, Chi	StL	5	3R HR, 2R double, 2 BB
July 7	Billy Hitchcock, Bos	StL	5	Two 2R singles, RBI single, BB
July 7	Joe DiMaggio, NY	Cleve	5	Cycle, inc. 3R HR, 2R triple
July 6	Sam Jethroe, Wash	Det	5	3R triple, 2R double, three runs

1940s AL Modern Great Teams recap - 39

Five or more RBI in one game, continued

July 11	George McQuinn, StL	NY	5	3R HR, RBI double, SF, BB
July 13	Bill Dickey, NY	StL	5	3R HR, 2R HR
July 14	Joe Gordon, NY	StL	5	Grand slam HR, solo HR
July 15	Joe Gordon, Cleve	Phila	6	2R triple, RBI double, 2R single, RBI single
July 17	Ken Keltner, Cleve	Phila	6	Grand slam HR, 2R HR
July 18	Jake Early, Wash	StL	6	Grand slam HR, 2R single
July 22	Joe Gordon, NY	StL	5	3R HR, 2R double
July 22	Dale Mitchell, Cleve	Wash	5	3R double, RBI single, squeeze scored run
July 25	Vern Stephens, StL	NY	5	2R HR, three RBI singles
July 25	Joe DiMaggio, NY	StL	5	3R HR, two RBI singles, 3 runs
July 30	Bobby Doerr, Bos	StL	7	3R HR, 2R single, two RBI singles
Aug 1	Jim Hegan, Cleve	Wash	6	Two 3R HR
Aug 3	Dom DiMaggio, Bos	Det	6	3R HR, 2R single, RBI single, 5-8
Aug 3	Vern Stephens, Bos	Det	9	Three 3R HR
Aug 3	George Selkirk, NY	Cleve	5	Two 2R HRs, RBI single, 5-5, 5 runs, BB
Aug 9	Tommy Henrich, NY	Det	5	2R HR, 3R double
Aug 13	Joe Gordon, Cleve	Det	5	3R HR, 2R single
Aug 17	Avelino Canizares, Wash	StL	6	Grand slam HR, 2 runs single
Aug 18	Bruce Campbell, Det	Bos	5	Grand slam HR, RBI double
Aug 22	<i>Leon Day, Chi</i>	<i>Wash</i>	5	2R triple, RBI double, two RBI singles, 4-5
Aug 23	Vern Stephens, Bos	StL	6	Two 3R HR
Aug 30	Vern Stephens, Bos	Phila	5	3R HR, 2R HR, 2b, 3-5
Sept 8	Johnny Davis, Chi	Cleve	5	Grand slam HR (fifth of season), solo HR
Sept 7	Birdie Tebbets, Bos	Phila	5	3R HR, RBI single, groundout RBI
Sept 11	Hank Majeski, Phila	NY	7	Two 3R HRs, RBI single
Sept 13	Ted Williams, Bos	StL	5	2R HR, 2R double, RBI single, 3 runs, IBB
Sept 17	Birdie Tebbets, Det	Wash	5	3R double, RBI double, RBI single, 3-5
Sept 23	George Case, Wash	Chi	6	3R HR, 2R triple, RBI double, 3-6
Sept 28	Joe DiMaggio, NY	Bos	5	3R HR, RBI single, groundout RBI

Grand slam home runs

<u>Date</u>	<u>Batter</u>	<u>Opposing pitcher</u>
Apr 21	Birdie Tebbets, Bos	Russ Christopher, Phila
May 1	Joe DiMaggio, NY	Mickey Harris, Bos
May 4	Dom DiMaggio, Bos	Bill Jefferson, Wash
May 30 #2	Johnny Davis, Chi	Bob Feller, Cleve
May 30 #2	Elmer Valo, Phila	Wes Ferrell, NY
June 1	Ferris Fain, Phila	Ray Scarborough, Wash
June 2	Vern Stephens, Bos	Lefty Gomez, NY
June 4	Johnny Davis, Chi	Tex Shirley, StL, <i>Davis second grand slam of season</i>
June 8	Joe Gordon, Cleve	Milo Candini, Wash
June 13	Edward Steele, Phila	Ed Kleiman, Cleve
June 14	Johnny Davis, Chi	Dick Fowler, Phila, <i>Davis third grand slam of season</i>
July 14	Joe Gordon, NY	George Caster, StL, game winner in 9 th inning
July 17	Ken Keltner, Cleve	Phil Marchildon, Phila
July 18	Jake Early, Wash	Sig Jakucki, StL
July 20	Johnny Davis, Chi	Jack Kramer, Bos, <i>Davis fourth grand slam of season</i>
Aug 2	Ted Williams, Bos	Archie McKain, Det
Aug 15	Johnny Bernadino, Cleve	Willie Greason, Phila
Aug 18	Bruce Campbell, Det	Denny Galehouse, Bos
Sept 3	Vern Stephens, Bos	Al Benton, Det
Sept 8	Johnny Davis, Chi	Bob Feller, Cleve, <i>Davis fifth grand slam of season, second off Feller</i>

Pinch hit home runs

<u>Date</u>	<u>Batter</u>	<u>Opposing pitcher</u>	<u>Description</u>
Apr 15	Bill Dickey, NY	Milo Candini, Wash	2R HR in 9 th to win 6-4 decision
May 30 #1	Marc Chartak, StL	Tommy Bridges, Det	HR in 9 th broke up Tommy Bridges shutout bid
June 6	Piper Davis, Phila	Bobo Newsom, Det	Ninth inning HR tied game
June 27	Hank Edwards, Cleve	George Caster, StL	Solo HR in 7 th inning in 10-9 loss
June 28	Bob Johnson, Wash	Bump Hadley, NY	2R HR sparked five-run rally for 6-3 win
July 14	Stan Spence, Bos	Bob Lemon, Cleve	Ninth inning solo HR in 8-5 loss
July 21	Wally Moses, Bos	Bill Dietrich, Chi	Solo HR in 7 th inning
July 26	Hank Majeski, Phila	Satchel Paige, Cleve	Solo HR in 5 th inning in 11-6 loss
Aug 15	Stan Spence, Bos	Max Manning, Chi	2R HR in 6 th inning in 7-4 win
Aug 26	Edward Steele, Phila	Bill Dietrich, Chi	2R HR in 9 th in 5-4 11-inning win
Sept 7	Barney McCoskey, Phila	Jack Kramer, Bos	Solo HR in 6 th inning in 10-3 loss
Sept 30	Lou Stringer, Bos	Lefty Gomez, NY	5 th inning solo HR in 10-3 loss

Back-to-back home runs

<u>Date</u>	<u>Batters</u>	<u>Opposing pitcher</u>	<u>Description</u>
Apr 12	Frank Crosetti, Red Rolfe, NY	Early Wynn, Wash	Both solo HRs
Apr 18	Edward Steele, Elmer Valo, Phila	Alex Carrasquel, Wash	Steele 2R HR, Valo solo HR
Apr 25	Hank Greenberg, Rudy York, Det	Tex Shirley, StL	Greenberg 2R HR, York solo HR
May 6	Charlie Gehringer, Hank Greenberg, Det	Bill Dietrich, Chi	Both solo HRs
June 18	Hank Greenberg, Rudy York, Det	Mel Parnell, Bos	Both solo HRs
June 27	Hank Edwards, Eddie Robinson, Cleve	George Caster, StL	Both solo HRs
July 15	Rudy York, Pete Fox, Det	Dave Ferriss, Bos	Both solo HRs
July 21	Rudy York, Billy Sullivan, Det	Oral Hildebrand, NY	Both solo HRs
Aug 2	Larry Doby, Lou Boudreau, Cleve	Lefty Gomez, NY	Doby 3R HR, Boudreau solo HR
Aug 6	Joe Gordon, Ken Keltner, Cleve	Joe Dobson, Bos	Both solo HRs
Aug 22	Ferris Fain, Johnny Britton, Phila	Tommy Bridges, Det	Fain 2R HR, Britton solo HR
Aug 31	Bill Dickey, Babe Dahlgren, NY	Dutch Leonard, Wash	Dickey 2R HR, Dahlgren solo HR
Sept 5	Johnny Davis, Ralph Hodgin, Chi	Tommy Bridges, Det	Davis 2R HR, Hodgin solo HR
Sept 19	Barney McCoskey, Charlie Gehringer, Det	Oral Hildebrand, NY	Both solo HRs
Sept 30	Lou Boudreau, Joe Gordon, Cleve	Tommy Bridges, Det	Both solo HR

Leadoff home runs

<u>Date</u>	<u>Batter</u>	<u>Opposing pitcher</u>
Apr 14	Sam Jethroe, Wash	Bump Hadley, NY
May 28	James Wilkes, Chi	Jack Kramer, StL
June 13	Dick Bartell, Det	Milo Candini, Wash
July 2	Artie Wilson, Phila	Monte Pearson, NY
July 28	Tommy Henrich, NY	Sig Jakucki, StL
July 31	Don Gutteridge, StL	Dave Ferriss, Bos

Home runs by pitcher

<u>Date</u>	<u>Batter</u>	<u>Opposing pitcher</u>	<u>Description</u>
Apr 12	Red Ruffing, NY	Early Wynn, Wash	3R HR, 3-5, 5 RBI
Apr 28	Joe Dobson, Bos	Atley Donald, NY	Solo HR in 9-1, six hit CG
May 1	Schoolboy Rowe, Det	Leon Day, Chi	3R HR in 8-2 win
May 1	Early Wynn, Wash	Jesse Flores, Wash	3R HR; also had 2R single, 4 RBI
May 6	Gene Bearden, Cleve	Sig Jakucki, StL	Solo HR in third inning
May 16	Bob Lemon, Cleve	Red Ruffing, NY	Solo HR in 5 th inning in 5-1 win
May 21	Jack Kramer, StL	Wes Ferrell, NY	3R HR in 9 th inning in 15-1 win
May 28	Schoolboy Rowe, Det	Gene Bearden, Cleve	Solo HR #2 in 6-4 loss
May 30 #2	Jack Kramer, Bos	Alex Carrasquel, Wash	2R HR in 1 st in 6-5, 14-inning win
June 2	Joe Dobson, Bos	Lefy Gomez, NY	Solo HR #2 in 9 th in 7-2, 7 hit win
June 8	Bob Lemon, Cleve	Lovell Harden, Wash	3R HR #2 in fifth inning in 14-6 win
June 24	Jack Kramer, Bos	Lefty Gomez, NY	2R HR #2 in 5 th in 6-4 11 inning lo
June 25	Sig Jakucki, StL	Bob Newsom, Det	3R HR in 10-0 seven hit shutout win
July 7	Joe Dobson, Bos	Jack Kramer, StL	Solo HR #3 in 13-0 shutout win
July 9	Bob Lemon, Cleve	Red Ruffing, NY	2R HR #3, second off Ruffing
July 11	Jack Kramer, StL	Steve Sundra, NY	Solo HR (#2) in 7-1 four-hit CG
Aug 16	Bill Dietrich, Chi	Harry Dorish, Bos	3R HR in 9 th in 8-1 CG win
Aug 21	Willie Greason, Phila	Sig Jakucki, StL	Solo HR in 4 th in 6-4 win
Sept 25	Bob Lemon, Cleve	Max Manning, Chi	3R HR (#4) in 6 th inning in 10-2 win

Five or more hits in one game

<u>Date</u>	<u>Batter</u>	<u>Opponent</u>	<u>Description</u>
May 15	Ted Williams, Bos	Chi	5-6, 3 doubles, 2 single, 4 RBI, 4 runs
May 25	Elmer Valo, Phila	Bos	5-5, 2R triple, four singles, 3 runs
May 27	Mark Christman, StL	Chi	5-5, 3R HR, four singles, 4 RBI
May 30 #2	Ted Williams, Bos	Wash	5-6, 2b, four singles, BB, run
May 30 #1	Frank Crosetti, NY	Phila	5-6, 2b, four singles, RBI, 2 runs
June 12	Parnell Woods, Wash	Det	5-7, 2b, four singles, 4 RBI, 2 runs
June 12	Ted Williams, Bos	Chi	6-6 , solo HR, 2b, 3 runs
June 15	Larry Doby, Cleve	Bos	5-8, five singles, BB, run runs in 11-10 loss
June 15	Lou Boudreau, Cleve	Bos	5-9, 3R HR, four singles, 4 RBI, SB, 2 runs in 11-10 loss
June 20	Parnell Woods, Wash	Chi	5-6, five singles, 2 RBI, 2 runs
June 21	Parnell Woods, Wash	Chi	5-6, five singles 5 RBI, 3 runs, SB
July 6	Joe Tipton, Cleve	NY	5-6, 2R double, four singles, 4 RBI
July 8	Parnell Woods, Wash	Det	5-5, triple, four singles, run
July 23	Charlie Gehringer, Det	StL	5-5, double, four singles, 3 RBI, run
July 30	Billy Goodman, Bos	StL	5-7, five singles, 4 RBI, 4 runs, SB
July 30	Bobby Doerr, Bos	StL	5-6, 3R HR, four singles, 7 RBI , 3 runs
Aug 3	Dom DiMaggio, Bos	Det	5-8, 3R HR, four singles, 6 RBI , 3 runs
Aug 3	George Selkirk, NY	Cleve	5-5, two 2R HR, three singles, BB, 5 RBI, 5 runs , BB
Aug 26	Dick Bartell, Det	Wash	5-5, two 2R HR, three singles, BB, 5 RBI, 5 runs, BB
Aug 30	Thurman Tucker, Chi	Det	6-6 , 2b, five singles, 4 RBI, 5 runs
Aug 30	Artie Wilson, Phila	Bos	5-5, two doubles, three singles, 2 RBI, 2 runs
Sept 9 #2	Piper Davis, Phila	Bos	5-5, three doubles, two singles, RBI, run

Notable performances, team

<u>Date</u>	<u>Team</u>	<u>Opponent</u>	<u>Description</u>
Apr 12	New York	Wash	Scored eight runs in 9th inning of 17-1 win
Apr 14	Philadelphia	Bos	23 hits (20 singles, 3 doubles) in 10-9 win
Apr 16	Chicago	Det	26 hits, all singles in 19-win
Apr 25	St. Louis	Det	10 BB, but lose 9-4 to Tommy Bridges
Apr 30	Detroit	Chi	20 hits in 9-8 loss
May 3	St. Louis	Det	24 hits in 14-6 win, 2 doubles, 22 singles
May 15	Boston	Chi	24-6 win, 21 hits
May 16	Washington	Det	Six doubles in 15-2 win
May 17	Detroit	Wash	21-8 win, 20 hits inc. four HR, two by Hank Greenberg
May 20	Boston	Cleve	11-run 7th inning in 15-1 win
June 1	Cleveland	Det	Eight-run first inning in 11-5 win
June 12	Washington	Det	19-1 win, 28 hits ; Senators scored in every inning
June 13	Philadelphia	Cleve	11 BB in 12-10 loss
June 13	Cleveland	Phila	Five home runs in 12-10 win (Gordon 2, Keltner 2, E. Robinson)
June 15	Cleveland	Boston	11-10 loss in 14 innings, 26 hits
June 15-17	Boston	Cleveland	Hit .368 (63-171), 48 runs, 30 BB in 4-game series sweep
June 19	Boston	Detroit	12-5 win, 23 hits
June 21	Washington	Chicago	18-4 win, 26 hits
June 21	Chicago	Washington	Seven doubles in 18-4 loss
June 24	Detroit	St. Louis	Six doubles in 7-6 win
June 29	Boston	Phila	11-9 loss, 21 hits
July 5	Detroit	Cleve	12 BB in 12-0 win
July 6	Chicago	Phila	Three triples in 8 th inning (Ruffin, Moses, Harvey)
July 7	Boston	St. Louis	13 BB in 13-0 win
July 15	Cleveland	Phila	18-1 win, 24 hits
July 17	Cleveland	Phila	10 BB in 12-7 win
July 17	Chicago	NY	16-0 blowout win, 19 hits; eight-run fifth inning
July 20	St. Louis	Phila	12 BB in 15-3 win
July 21	Detroit	NY	16-4 win, four HR, total nine extra base hits
July 30	Boston	StL	18-3 win, 21 hits inc. five-hit games by Doerr, Goodman
Aug 1	Chicago	NY	19-6, 22 hits inc. Harvey, Hodgins, Tresh with four hits each
Aug 3	Boston	Det	32-10 win, 32 hits inc. V. Stephens 3 HR, 9 RBI
Aug 9	New York	Det	19-2 win, 19 hits, 10-run first inning, Geo. Selkirk 5-5, 5 runs
Aug 9	Cleveland	Bos	14-5 win, 18 hits, three HR; E. Robinson, J. Hegan w 3R HRs
Aug 12 #1	Washington	Bos	10-7 win, 21 hits , only four XBH, 17 singles
Aug 15	Cleveland	Phila	19-1 win, 18 hits, 13 BB , Bernadino grand slam HR
Aug 23	Boston	StL	17-6 win, 24 hits , V. Stephens two 3R HR, 6 RBI
Aug 24	Philadelphia	Det	8-4 win, 20 hits , only four XBH
Aug 24	Washington	Chi	16-3 win, 19 hits
Aug 26	Detroit	Wash	11-6 11-inning win, 24 hits , Bartell 5-6
Aug 30	Chicago	Det	17-7 win, 22 hits , Thurman Tucker 6-6
Aug 30	Phila	Bos	12-6 win, 20 hits, two 2b and 18 singles, Artie Wilson 5-5, 2 doubles
Sept 4 #1	Boston	NY	16-3 win, 16 hits, Ted Williams 4-6, 3 RBI, Doer 3R HR
Sept 9	Detroit	StL	3-2 win, 12 BB , 11 LOB
Sept 11	Philadelphia	NY	14-12 win, 14 hits, Hank Majeski two 3R HR, 7 RBI
Sept 11	New York	Phila	12-14 loss, eight doubles
Sept 23	Washington	Chi	14-4 win, 18 hits, George Case 6 RBI, Stan Spence 4 RBI
Sept 28	New York	Bos	14-1 win, 16 hits to clinch pennant

Notable individual batter performances (*pitchers noted in parentheses*)

<u>Date</u>	<u>Batter</u>	<u>Opponent</u>	<u>Description</u>
Apr 14	Pete Suder, Phila	Bos	4-5, 2b, 2 RBI, run
Apr 14	Sam Jethroe, Wash	NY	4-5, leadoff HR, 2b, SB
Apr 15	Lou Boudreau, Cleve	Det	4-5, 2R single, 2b, 3 runs
Apr 15	Leonard Pearson, Chi	Det	4-5, all singles, 3 runs, 2 RBI
Apr 15	Pat Patterson, Chi	Det	4-5, all singles, run, 2 RBI, SF
Apr 15	Mike Tresh, Chi	Det	4-5, all singles, 2 runs, 2 RBI
Apr 18	<i>Leon Day, Chi</i>	Det	3-3, 2 doubles, triple, BB, 3 RBI
Apr 18	Elmer Valo, Phila	Wash	4-5, HR, three singles, run, RBI
Apr 19	Edward Steele, Phila	Wash	4-6, 2 doubles, two singles, RBI
Apr 20	Edward Steele, Phila	Bos	4-5, 2b, three singles, BB, 2 runs
Apr 20	George Case, Wash	NY	Stole home in 3 rd inning
Apr 21	Ted Williams, Bos	Phila	4-5, four singles, BB, 2 runs, 2 RBI
Apr 21	Charlie Gehringer, Det	Cleve	4-5, four singles, BB, 2 runs, RBI
Apr 21	Barney McCoskey, Det	Cleve	4-6, 2R single, RBI triple, 3 RBI
Apr 22	Lou Boudreau, Cleve	Det	4-6, 2 doubles, 2 singles, 3 RBI
Apr 25	Eddie Robinson, Cleve	Chi	4-5, 2 doubles, triple, two singles, 2 RBI
Apr 28	George Selkirk, NY	Bos	0-0, 4 BB
Apr 28	Johnny Britton, Phila	Wash	4-5, 2R triple, RBI double, 3 RBI
Apr 30	Birdie Tebbets, Det	Chi	4-5, four singles, 2 runs, RBI
May 1	Bill Dickey, NY	Bos	4-6, 2b, RBI in 17-2 win

Notable individual batter performances, continued

May 3	Joe Gordon, Cleve	Chi	4-8, 2b, HR in 16-inning 4-3 loss
May 3	Chet Laabs, StL	Det	4-6, 2b, three singles, RBI
May 3	Don Gutteridge, StL	Det	4-6, four singles, 3 runs, 2 RBI
May 8	Artie Wilson, Phila	Cleve	4-5, 2 doubles, 3 RBI, run
May 9	Barney McCoskey, Det	Bos	4-6, RBI double, RBI triple, two singles
May 10	Barney McCoskey, Det	Bos	4-5, four singles, 4 RBI
May 10	Rudy York, Det	Bos	4-6, 2 doubles, 2 runs
May 9	Ted Williams, Bos	Det	4-4, 2b, RBI, BB, run
May 13	Dale Mitchell, Cleve	Wash	4-5, 2R single, RBI double, 3 RBI
May 13	Hank Greenberg, Det	NY	4-5, 2b, RBI, run
May 16	Mike Kreevich, StL	Bos	4-5, four singles, 2 runs
May 17	Hank Greenberg, Det	Wash	4-7, Grand Slam HR, 2R HR, 6 RBI
May 17	Rudy York, Det	Wash	4 BB, 2 runs
May 17	Ferris Fain, Phila	Chi	4-7, 2 RBI, 2 runs in 13-inning 7-6 win
May 18	Joe DiMaggio, NY	Cleve	4-4, four singles, BB, run, RBI
May 20	Ted Williams, Bos	Cleve	4-5, solo HR, 2b, two singles
May 23	Artie Wilson, Phil	Det	4-5, four singles, 3 runs, RBI
May 23	Edward Steele, Phila	Det	0-0, 5 BB, SF, run RBI
May 23	Pete Suder, Phila	Det	4-5, 2R double, three singles, 3 runs
May 24	Hank Greenberg, Det	Phila	4-5, four singles, 4 runs, 2 RBI, BB
May 25	Lou Boudreau, Cleve	Bos	4-5, four singles, 2 RBI, run
May 25	Ted Williams, Bos	Phila	4-5 two 2R HRs, 4 RBI
May 26	Milt Byrnes, StL	Chi	4-5, 2b, three singles in 3-2, 14-inning win
May 29	Jim Hegan, Cleve	Chi	4-4, solo HR, 2 doubles, 2 RBI
May 30 #2	Ralph Hodgin, Chi	Cleve	4-5, 2b, three singles, 2 runs, RBI, BB
May 30 #2	Edward Steele, Phila	NY	3-3, 3 BB, 2 runs, RBI; on base six times
June 3	Luke Appling, Chi	Chi	4-5, four singles, 2 RBI, run, SB
June 7	Al Zarilla, StL	Bos	4-4, 3 doubles, 2 RBI, run
June 9	Edward Steele, Phila	Det	4-5, 2 doubles, 2 RBI, 2 runs
June 10	Joe DiMaggio, NY	StL	4-6, four singles, run, RBI
June 10, 12	Ted Williams, Bos	Chi	<i>Seven straight hits inc. 6-6 on June 12</i>
June 12	Wally Moses, Bos	Chi	4-6, four singles, 2 RBI
June 12	Stan Spence, Wash	Det	4-7, RBI double, three singles, 3 RBI, 4 runs
June 12	Mickey Vernon, Wash	Det	4-5, solo HR, three singles, 2 RBI, 4 runs
June 13	Avelino Canizares, Wash	Det	4-4, four singles, run, SB
June 12	Allie Clark, Cleve	Phila	4-5, 2R HR, three singles
June 14	Wally Moses, Bos	Cleve	4-6, four singles, 2 RBI, run
June 15	Dale Mitchell, Cleve	Bos	4-8, four singles, BB in 14-inning loss
June 15	Joe Gordon, Cleve	Bos	Four BB in 11-10, 14-inning loss
June 14	Bill Dickey, NY	Det	4-5, 2R HR, three singles, 2 runs
June 14	Babe Dahlgren, NY	Det	4-5, 2 doubles, RBI single, 3 RBI
June 18	Mickey Vernon, Wash	Chi	4-4, 2R double, 2 runs
June 19	Vern Stephens, Bos	Det	4-6, four singles, 3 RBI, 2 runs
June 19	Billy Goodman, Bos	Det	4-5 2 doubles, 2 RBI, 2 runs
June 19	Matt Batts, Bos	Det	4-6 RBI double, three singles, run
June 20	Barney McCoskey, Det	Bos	4-5, four singles, 2 SB, 2 runs
June 21	Sam Jethroe, Wash	Chi	4-6, 3R HR, 2b, two singles
June 24	Al Zarilla, StL	Det	4-6, 2b, three singles, RBI, run
June 27	Barney McCoskey, Det	Chi	4-4, four singles, run
June 29	Johnny Pesky, Bos	Phila	4-6, 2b, three singles, RBI, 2 runs
Jun 28, 29	Ted Williams, Bos	Phila	On base 8 consecutives times (5-5, 3 BB)
July 2	Alex Kampouris, Wash	Bos	4 BB, single, 2 runs
July 2	Jerry Priddy, Wash	Bos	4-6, four singles, 3 RBI, 3 runs
July 3	Ferris Fain, Phila	NY	4-5, four singles, 2 RBI, 2 runs
July 4 #2	Pat Seerey, Cleve	Det	4-5, four singles 2 runs
July 4	Barney McCoskey, Phila	NY	4-6, RBI triple, three singles
July 5	Barney McCoskey, Det	Cleve	4-5, triple, three singles, BB, RBI, 3 runs
July 7	Lou Boudreau, Cleve	NY	4-6, 3R HR, 2R single, BB, 5 RBI
July 7	Johnny Bernardino, Cleve	NY	4-5, 2R HR, three singles, 3RBI, 4 runs
July 7	Joe DiMaggio, NY	Cleve	4-5, Cycle inc. 3R HR, 2R triple, 5 RBI
July 8	Buddy Rosar, Phila	Chi	4-4, 4 singles, RBI
July 9	Milt Byrnes, StL	Bos	4-4, 2b, three singles, BB, 2 RBI, runs
July 12	Dale Mitchell, Cleve	Bos	4-5, four singles, RBI
July 12	Don Gutteridge, StL	NY	4-6, Two RBI triples, two singles, 3 runs
July 15	Dale Mitchell, Cleve	Phila	4-5, 2b, four singles, 5 runs
July 15	Larry Doby, Cleve	Phila	4-5, 2b, three singles, RBI, 3 runs
July 15	Joe Gordon, Cleve	Phila	4-5, 2R triple, RBI 2b, 6 RBI , 2 runs
July 15	Pete Fox, Det	Bos	4-5, HR, RBI double, two singles
July 22	Joe Gordon, NY	Det	4-5, 3R HR, 2R double, 2b, single, 5 RBI
July 22	Dale Mitchell, Cleve	Wash	4-6, 3R double, RBI single, sac scored run, 5 RBI
July 20	Ted Wiliams, Bos	Chi	4-5, HR, 2b, two singles
July 22	James Wilkes, Chi	Bos	4-6, four singles, 2 RBI, 2 runs

Notable individual batter performances, continued

July 25	James Wilkes, Chi	Bos	4-5, four singles, BB, RBI, 2 runs
July 25	Vern Stephens, StL	NY	4-5, 2R HR, three RBI singles, 5 RBI
July 25	Joe DiMaggio, NY	StL	4-5, 3R HR, two RBI singes, 5 RBI, 3 runs
July 26	Joe Gordon, Cleve	Phila	4-4, 2R HR, RBI single, SF, 4 RBI, 3 runs
July 28	Dale Mitchell, Cleve	Phila	4-4, 2b, three singles, RBI, 3 runs in Lemon no-hitter
July 28	Bob Johnson, Wash	Det	4-5, two 2R HRs, 4 RBI
July 30	Willie Mays, Phila	Det	4-5, three doubles, 2 RBI, run
July 30	Mike Kreevich, StL	Bos	4-5, 2b, three singles, RBI
July 31	Billy Hitchcock, Bos	StL	4-4, two doubles, two singles, RBI, 2 runs
Aug 1	Bob Harvey, Chi	NY	4-5, four singles, 2 RBI, 3 runs
Aug 1	Ralph Hodgins, Chi	NY	4-6, two RBI doubles, two RBI singles, 4 RBI, 3 runs
Aug 1	Mike Tresh, Chi	NY	4-4, four singles, 3 RBI, run, 2 BB
Aug 3	Johnny Pesky, Bos	Det	4-7, RBI double, two RBI singles, 4 RBIs, 4 runs
Aug 3	Wally Moses, Bos	Det	4-6, 3R HR, three singles, BB, 6 RBI
Aug 3	Birdie Tebbetts, Bos	Det	4-6, four singles, 5 runs , BB
Aug 3	Barney McCoskey, Det	Bos	4-4, triple, three singles, RBI, BB
Aug 3	Billy Sullivan, Det	Bos	4-5, two doubles, two singles, 2 RBI, run
Aug 4	Vern Stephens, Bos	Det	4-5, HR, two doubles, RBI single, 3 RBI
Aug 4	Joe DiMaggio, Bos	Cleve	4-5, two doubles, two singles
Aug 5	George Case, Wash	Chi	4-5, 2b, three singles, RBI, run, SB
Aug 6	Lou Boudreau, Cleve	Bos	4-5, HR, RBI double, two RBI singles, 4 RBI, 2 runs
Aug 7	Piper Davis, Phila	Chi	4-7, four singles, RBI, 2 runs
Aug 7	Elmer Valo, Phila	Chi	4-5, four singles, 3 runs, BB
Aug 15	Lou Boudreau, Cleve	Phila	4-6, RBI double, three singles, 4 RBI, 2 runs
Aug 15	Joe Gordon, Cleve	Phila	4-5, RBI double, three singles, 3 RBI, 2 runs
Aug 17 #2	Leonard Pearson, Chi	Bos	4-6, four singles, RBI, 3 runs
Aug 17	Tom Turner, StL	Wash	4-4, RBI 2b, three singles
Aug 19	Pinky Higgins, Det	Bos	0-1, 4 BB
Aug 22	Mike Kreevich, StL	Bos	4-5, 2b, four singles, 2 RBI, 2 runs
Aug 22	Charlie Keller, NY	Cleve	4-6, 2b, three singles, 2 runs
Aug 22	Spud Webb, Chi	Wash	4-6, two doubles, two singles, 4 runs
Aug 22	<i>Leon Day, Chi</i>	<i>Wash</i>	4-5, 2R triple, RBI 2b, two RBI singles, 5 RBI, run
Aug 24	Avelino Canizares, Wash	Chi	4-5, 2b, three singles, BB, 3 RBI, run
Aug 26	Leonard Pearson, Chi	Phila	4-5, HR, two doubles, single, 2 runs
Aug 29	Luke Appling, Chi	Det	0-0, 4 BB , run (one BB intentional)
Aug 30	Luke Appling, Chi	Det	4-6, RBI double, three singles, 3 RBI, 2 runs
Aug 30	Barney McCoskey, Phila	Bos	4-5, four singles, 2 RBI, 2 runs
Sept 1	Barney McCoskey, Det	StL	4-5, 3 runs, 3 SB
Sept 1	Stan Spence, Bos	Phila	4-4, four singles, 2 RBI, BB
Sept 3	Larry Ruffin, Chi	Cleve	4-5, 2R triple, three singles, 3 RBI
Sept 4 #1	Ted Williams, Bos	NY	4-6, 2b, three singles, 3 RBI
Sept 6	Dick Bartell, Det	Chi	Stole home to spark 6-0 win (part of double steal)
Sept 8	Barney McCoskey, Det	StL	4-6, two doubles, two singles, run
Sept 9 #1	Buddy Rosar, Phila	Bos	4-4, 2b, three singles, run, SB
Sept 11	Red Rolfe, NY	Phila	4-5, three doubles, RBI, 3 runs
Sept 14	Frank Crosetti, NY	Chi	4-5, two doubles, two singles, RBI
Sept 15	Bill Dickey, NY	Chi	4-5, HR, 2b, two singles, 2 RBI
Sept 16	Artie Wilson, Phila	Cleve	4-5, 2R triple, 2R single, 4 RBI, 2 runs
Sept 19	Sam Jethroe, Wash	StL	4-6, four singles, 2 RBI, run, SB
Sept 19	George Case, Wash	StL	4-5, two doubles, two singles, 2 RBI, 2 runs
Sept 28	George Selkirk, NY	Bos	0-2, 4 BB, 5 runs
Sept 28	Red Rolfe, NY	Bos	4-6, four singles, 3 RBI, run

Dismal performances, individual batter, team

<u>Date</u>	<u>Batter/team</u>	<u>Opponent</u>	<u>Description</u>
May 28	Bob Lemon, Cleve	Det	0-4, four strikeouts
June 15	Cleveland	Bos	Left 20 men on base in 11-10, 14-inning loss

1940s American League Great Team Batting Notes

The 1940s replay included some of the game's greatest sluggers, who performed as expected. In addition, there were frequent surprises from lesser-known players who had moments of glory Documented below is a listing of unique batting accomplishments that occurred during the replay.

Season White Sox LF Johnny Davis hits five grand slam HRs during season

White Sox LF Johnny Davis lost 61 games to injury during the replay, but when he was in the Chicago lineup, he was a force, belting **five grand slam home runs in 84 games** played. No surprise; the Pale Hose won each of the five contests in which Davis hit his grand slams. Cleveland's Bob Feller was the victim of two of Davis's grand slam home runs.

Date	AB	R	H	2	3	HR	RBI	BB	Other	Team
May 30#2	4	2	2	1	0	1	4	0	GS HR, #2, Bob Feller	14-2 win at Cleveland
June 4	5	1	3	0	0	1	6	0	GS HR, #3, Tex Shirley	8-5 at St. Louis; won game in 10th
June 14	3	2	1	0	0	1	4	1	GS HR, #5, Dick Fowler	9-4 win over Philadelphia
July 20	5	2	3	1	0	1	4	0	GS HR, #11, Jack Kramer	8-3 win at Boston
Sept 8	5	3	3	1	0	2	5	0	GS HR, #15, Bob Feller	8-4 win over Cleveland
Total	22	10	11	3	0	6	23	1	5 grand slam HRs	Chicago 5-0 in all five games



Apr 12-22 Philly's Sam Chapman's sparks A's to 6-3 start

Philadelphia CF Sam Chapman got a fast start to the replay season, hitting .395 over **the A's first nine games, driving in 19 runs** to lead the Athletics to a 6-3 start, only two games behind the hot Chicago White Sox (8-1). Not known as a power hitter, Chapman hit five HR over the nine-game stretch and recorded three hits in three of the games.

Date	AB	R	H	2	3	HR	RBI	BB	Other	Team
Apr 12	3	0	1	0	0	0	1	1	Opening Day	2-7 loss at Boston
Apr 13	4	3	3	0	0	2	6	1		9-1 win at Boston
Apr 14	6	2	3	1	0	0	2	0		10-9 win at Boston
Apr 15	5	1	1	0	0	1	1	0		6-3 win at Boston
Apr 16	5	1	3	2	0	0	5	0		12-5 win at Washington
Apr 17	<i>Did not play</i>						0-2 loss at Washington			
Apr 18	6	0	1	0	0	0	1	0		9-4 win at Washington
Apr 19	4	1	1	0	0	1	1	1		2-3 loss at Washington (12 inn.)
Apr 20	5	1	2	0	0	1	3	0		8-7 win at Washington (10 inn.)
8 games	38	9	15	3	0	5	19	3	.395 BA, .439 OBP	6-3 start for Philadelphia

Apr 19-Apr 20 White Sox SS Luke Appling drives in 19 runs in 8- game stretch

Chicago raced out to a 14-4 start with SS Luke Appling driving in 19 runs in the White Sox first eight games of the season.

Date	AB	R	H	2	3	HR	RBI	BB	Other	Team
Apr 12	3	0	1	0	0	0	1	1	Opening Day	2-7 loss at Boston
Apr 13	4	3	3	0	0	2	6	1		9-1 win at Boston
Apr 14	6	2	3	1	0	0	2	0		10-9 win at Boston
Apr 15	5	1	1	0	0	1	1	0		6-3 win at Boston
Apr 16	5	1	3	2	0	0	5	0		12-5 win at Washington
Apr 17	<i>Did not play</i>						0-2 loss at Washington			
Apr 18	6	0	1	0	0	0	1	0		9-4 win at Washington
Apr 19	4	1	1	0	0	1	1	1		2-3 loss at Washington (12 inn.)
Apr 20	5	1	2	0	0	1	3	0		8-7 win at Washington (10 inn.)
8 games	38	9	15	3	0	5	19	3	.395 BA, .439 OBP	6-3

Apr 20-30 Detroit's Rudy York jumps into HR lead; hits nine HR in 11 games

Detroit 1b Rudy York went on a home run tear Apr 20-30, **slamming nine homers in 11 games**. Unfortunately the Tiger pitching staff surrendered runs faster than York could produce them, giving up 103 runs in 11 games, an average of 9.4 runs per game, with the Tigers going 4-7. York wound up second in the AL in home runs with 37, second to teammate Hank Greenberg.

Date	AB	R	H	2	3	HR	RBI	BB	Other	Team
Apr 20	4	2	2	0	0	1	1	1	#3	6-5 win over Cleveland
Apr 21	4	1	2	0	0	1	2	1	#4	8-7 win over Cleveland
Apr 22	3	0	0	0	0	0	0	0		4-15 loss to Cleveland
Apr 23	3	2	2	0	0	2	5	1	#5, #6	7-13 loss to Cleveland
Apr 24	4	1	1	0	0	1	1	0	#7	7-5 win at St. Louis
Apr 25	5	2	3	2	0	1	0	0	#8	9-4 win at St. Louis
Apr 26	3	1	0	0	0	0	0	0		0-6 loss at St. Louis
Apr 27	4	1	1	0	0	1	2	0	#9	5-10 loss at St. Louis
Apr 28	3	0	1	0	0	0	0	0		5-15 loss to Chicago
Apr 29	4	1	1	0	0	1	1	0	#10	3-7 loss to Chicago
<u>Apr 30</u>	<u>5</u>	<u>1</u>	<u>4</u>	<u>0</u>	<u>0</u>	<u>1</u>	<u>3</u>	<u>1</u>	<u>#11</u>	<u>8-9 loss to Chicago (10 inn.)</u>
	42	12	17	2	0	8	14	7		.286 BA, .492 OBP 4-7; pitching staff gave up 103 runs



Apr 24-27 Tigers' Barney McCoskey slams Browns in April series

Detroit CF Barney McCoskey enjoyed a terrific series against St. Louis in April, going **11-19, .579 as the Tigers took three of four** from St. Louis. McCoskey recorded three hits in each of the first three games and a pair of hits in the finale, driving in five runs in the series.

Date	AB	R	H	2	3	HR	RBI	BB	Other	Team
Apr 24	5	2	3	2	0	0	0	0		7-5 win over St. Louis
Apr 25	5	2	3	0	1	0	2	0		9-4 win over St. Louis
Apr 26	4	2	3	1	0	0	0	1	SB	6-0 win over St. Louis
<u>Apr 27</u>	<u>5</u>	<u>1</u>	<u>2</u>	<u>1</u>	<u>0</u>	<u>0</u>	<u>1</u>	<u>0</u>		<u>10-5 loss to St. Louis</u>
Total	19	7	11	4	1	0	3	1		.579 BA, .600 OBP Tigers 3-1 in four-game series v. Browns

Ten days after his torrid April series against the Browns, McCoskey had another extended tear, **hitting safely in thirteen of 14 games, hitting .456**, walking 11 times, with 15 runs and 14 runs. McCoskey's hot hitting led Detroit to an 8-6 record, one of their best runs of the season. The only hitless game for McCoskey during the stretch was an 0-4 against NY's Lefty Gomez on May 12.

Date	AB	R	H	2	3	HR	RBI	BB	Other	Team
May 6	5	1	1	0	0	1	3	1		12-2 win over Chicago
May 7	3	2	1	0	0	0	0	2		8-10 loss to Chicago
May 8	4	1	1	0	0	1	1	0	SB	5-9 loss at Boston
May 9	6	2	4	1	1	0	2	0		10-5 win at Boston
May 10	5	0	4	0	0	0	4	0	DP	14-4 win at Boston
May 11	4	0	1	0	0	0	0	0		1-5 loss at Boston
May 12	4	0	0	0	0	0	0	0		2-13 loss at NY
May 13	4	2	3	0	0	0	1	1		4-3 win at NY
May 14	4	1	2	0	0	0	0	1		9-6 win at NY
May 15	4	1	2	1	0	0	1	1		8-10 loss at NY
May 16	4	0	3	0	0	0	0	0		2-15 loss at Washington
May 17	5	2	2	0	0	0	1	1		21-8 win at Washington
May 18	2	2	0	1	0	0	1	2		5-2 win at Washington
<u>May 19</u>	<u>3</u>	<u>1</u>	<u>1</u>	<u>1</u>	<u>0</u>	<u>0</u>	<u>0</u>	<u>1</u>		<u>5-3 win at Washington</u>
14 games	57	15	26	4	1	2	14	11		.456 BA, .544 OBP Detroit 8-6 during McCoskey run

July 7 Yankees Joe DiMaggio hits for cycle, but Yanks lose 18-10 slugfest with Cleveland

Yankee CF **Joe DiMaggio** notched the **replay's only cycle**, going 4-5 with a single, a double, a 2R triple, and, in the 9th inning, his fourth HR of the season, a 3R HR off Cleveland starter Bob Feller (7-6). DiMaggio's cycle almost was overlooked as Cleveland rang up 27 hits off three Yankee pitchers to sweep to an 18-10 win. The Indians broke a 5-5 tie in the fourth with eight runs, including a 3R HR by Allie Clark (#6). Later, Tribe 3b Ken Keltner hit a 3R HR (#14) and SS Lou Boudreau both hit 3R HRs, but off reliever Spud Chandler. Even Feller got into the hitting spree, going 3-6 with 3 RBI.

Aug 1-10 Boston's Vern Stephens goes on tear; 9 HR, 25 RBI in 10-games

Red Sox SS Vern Stephens, with Dom DiMaggio, Johnny Pesky, and Ted Williams hitting in front of him, led Boston to an 8-2 road trip run from August 1-10, blasting **nine home runs in 10 games, while driving in 25 runs**, nine of them in a three-HR explosion on Aug. 3, a 31-10 pasting of Detroit. Stephens went on to total 14 HR in August.



Date	AB	R	H	2	3	HR	RBI	BB	Other	Team
Aug 1	5	1	3	1	0	1	3	1		5-0 win at St. Louis
Aug 2	4	1	2	1	0	1	2	1		8-4 win at Detroit
Aug 3	6	4	3	0	0	3	9	1		32-10 win at Detroit
Aug 4	5	1	4	2	0	1	3	1		10-3 win at Detroit
Aug 5	4	0	0	0	0	0	0	0		5-4 win at Detroit
Aug 6	5	2	2	0	0	1	1	0	GIDP	10-11 loss at Cleveland
Aug 7	5	1	1	0	0	1	2	0	GIDP	9-0 win at Cleveland
Aug 8	3	1	1	0	0	1	2	1		4-3 win at Cleveland
<u>Aug 9</u>	<u>5</u>	<u>0</u>	<u>1</u>	<u>1</u>	<u>0</u>	<u>0</u>	<u>1</u>	<u>0</u>		<u>5-14 loss at Cleveland</u>
9 games	42	11	17	4	0	9	25	5	.405 over 9 games	Boston 8-2, inc. 7 game win streak

Aug 3-20 Red Sox C Birdie Tebbetts hits .459 during 15-game hitting streak

Stephens was not the only Red Sox hitter that had a hot bat during early August. He was joined by C Birdie Tebbetts, who reeled off a **15-game hitting streak**. Unfortunately, most of Tebbetts output went for naught as the BoSox lost nine in a row from Aug 9-18.

Date	AB	R	H	2	3	HR	RBI	BB	Other	Team
Aug 3	6	5	4	0	0	0	1	1		32-10 win at Detroit
Aug 4	4	1	3	0	0	0	1	1		10-3 win at Detroit
Aug 5	3	2	2	0	0	0	1	1		5-4 win at Detroit
Aug 6	5	1	1	0	0	0	0	0		10-11 loss at Cleveland
Aug 7	5	1	2	0	0	0	1	0		9-0 win at Cleveland
Aug 8	3	0	1	1	0	0	2	0		4-3 win at Cleveland
Aug 9	3	1	1	0	0	1	3	0		5-14 loss at Cleveland
Aug 10									No game	-
Aug 11	5	0	1	1	0	0	0	0		2-11 loss to Washington
Aug 12 #1	4	0	3	0	0	0	0	1		7-10 loss to Washington (10)
Aug 12 #2									Did not play	-
Aug 13									No game	-
Aug 14									No game	-
Aug 15	4	0	1	0	0	0	1	0		4-7 loss to Chicago
Aug 16	3	0	2	1	0	0	1	0	GIDP	1-8 loss to Chicago
Aug 17 #1	4	0	1	0	0	0	2	0		6-7 loss to Chicago
Aug 17 #2									Did not play	6-12 loss to Chicago
Aug 18	3	0	2	1	0	0	0	0		0-11 loss to Detroit
<u>Aug 19</u>	<u>4</u>	<u>1</u>	<u>2</u>	<u>1</u>	<u>0</u>	<u>0</u>	<u>0</u>	<u>1</u>	<u>GIDP</u>	<u>11-4 win over Detroit</u>
Total	61	14	28	5	0	1	13	9	.459 BA, .529 OBP	Red Sox 7-10 during hitting streak

Aug 19-24 Yankee 3b Red Rolfe powers NY to four wins in five games in mid-August stretch

Yankee third baseman Red Rolfe demonstrated a knack for clutch hits in the replay. On June 9, he hit a two-run HR off Chicago's Max Manning to give NY a 2-0 win. The next day, he hit a two-run 2b in the 13th inning to lift the Yanks to a 7-5 win over the Browns.

In late August, with the pennant race still in doubt, Rolfe had another hot streak, knocking **seven extra base hits in five games, to help the Yankees win four of five contests.**

Date	AB	R	H	2	3	HR	RBI	BB	Other	Team
Aug 19	5	1	2	1	0	0	2	0		11-3 win over Chicago
Aug 20	4	0	2	0	1	0	2	0	Key 3b in 5 th inning	5-2 win over Chicago
Aug 21	No game									
Aug 22	6	2	3	2	1	0	4	0		9-8 loss to Cleveland (11)
Aug 23	3	0	1	1	0	0	0	0		2-0 win over Cleveland
<u>Aug 24</u>	<u>4</u>	<u>1</u>	<u>2</u>	<u>0</u>	<u>1</u>	<u>1</u>	<u>1</u>	<u>0</u>		<u>3-2 win over Cleveland</u>
Total	22	4	10	4	2	1	9	0	.455, 7 extra base hits	NY 4-1 during Rolfe hot streak

Sept. 10- Oct. 1 Joe DiMaggio drives in 23 runs in Yanks final 18 games leads NY to AL crown

Yankee CF Joe DiMaggio turned it up when the Yankees needed it the most, hitting .352 over the **Bombers' final 18 games, driving in 23 runs.** DiMaggio hit six HR during the stretch, along with four doubles and a pair of triples as the Yanks went 13-5 down the stretch to seize the AL pennant.

Sept. 16-Oct. 1 Tigers slugger Hank Greenberg seizes HR title with September to remember



Detroit's powerful LF Hank Greenberg entered September with 31 HR, one less than fellow Tiger Rudy York, who had led the AL in home runs most of the season. Starting September 16, however, Greenberg caught fire, hitting **nine homers during the Tigers final 11 games**, to finish with 43 round-trippers, six more than his Tiger teammate.

On Sept. 16, against the contending Washington Senators, Greenberg hit his 35th HR of the season, an eighth-inning solo shot off Dutch Leonard, beating the Senators 3-2. The next day Greenberg caught teammate York with his 36th HR, a first inning 2R blast off Washington's Ray Scarborough, sparking a 12-3 Tiger win. On Sept. 18, Bengal ace Bobo Newsom finished off a three-game sweep of Washington with a 6-2 victory with Greenberg hitting his third HR of the series, and 37th of the season, another two-run shot. The Tiger sweep dealt a mortal blow to Washington's chances for the pennant, leaving them four games behind NY with both teams left with four games remaining. On the 19th, against New York's Oral Hildrebrand, Greenberg hit #38, a solo shot, and another 2R HR, #39, as the Tigers lost in 10 innings 10-7. From Sept.

20-29, a five-game stretch, Greenberg did not record any home runs.

However, at Cleveland's Municipal Stadium, Greenberg exploded, hitting #40 off Bob Feller and, in the 8th inning, Greenberg and York went back-to-back, both off Satchel Paige, as Detroit won an 11-9 slugfest. Greenberg's hot hitting continued in the season finale, hitting #42 off reliever Ed Klieman, and in the 7th inning, a two-run blast off Indians closer Russ Christopher, lifting the Tigers to an 11-6 win and an escape from the AL cellar, passing the St. Louis Browns on the season's final day.

Sept 19-24 Senators George Case's blisters AL pitching during September stretch

Washington's leadoff hitter, RF George Case got hot during the stretch to help keep the Senators' pennant hopes alive. Over a **six game stretch, Case went 13-28 with seven doubles, driving in 11 runs** as the Senators won four of six to remain in contention. Six of Case's RBIs came in a 14-4 win over Chicago on Sept. 23.


Date	AB	R	H	2	3	HR	RBI	BB	Other	Team
Sept 19	6	2	4	2	0	0	2	0	GIDP	8-5 win at St. Louis
Sept 20	5	1	1	1	0	0	2	0		8-4 win at St. Louis
Sept 21	Did not play									
Sept 22	6	0	2	2	0	0	1	0	SB	4-5 loss at Chicago (10)
Sept 23	6	2	3	1	2	0	6	0		14-4 win at Chicago
<u>Sept 24</u>	<u>5</u>	<u>1</u>	<u>3</u>	<u>1</u>	<u>0</u>	<u>0</u>	<u>0</u>	<u>0</u>		<u>4-1 win at Chicago</u>
Total	28	6	13	7	2	0	11	0	.464 BA during streak	Senators 4-2 during six-game streak

Sept 14-24 Chicago LF Johnny Davis powers ChiSox down stretch; 7 HR in 11 games

Chicago sputtered at a 5-6 record during a critical September homestand, but their failure to keep pace with the pennant-winning Yankees was no fault of Johnny Davis, who hit .462, with seven HR and 10 RBI in 11 games to lead the ChiSox offense.

Date	AB	R	H	2	3	HR	RBI	BB	Other	Team
Sept 14	4	1	3	0	0	1	3	0		8-6 over New York
Sept 15	4	1	1	0	0	0	0	0		5-6 loss to New York
Sept 16	3	0	2	0	0	0	0	1	Intl. BB	5-4 win over Boston (13)
Sept 17	3	0	0	0	0	0	0	1		4-6 loss to Boston
Sept 18	4	2	2	0	0	1	1	0		3-2 win over Boston
Sept 19	4	1	2	0	0	1	1	0		3-4 loss to Philadelphia
Sept 20	4	1	2	0	0	2	2	1		4-5 loss to Philadelphia
Sept 21	4	0	1	0	0	0	0	0		7-5 win over Philadelphia
Sept 22	5	1	2	0	0	1	2	0		5-4 win over Washington (10)
Sept 23	4	1	3	1	0	0	0	0		4-14 loss to Washington
<u>Sept 24</u>	<u>3</u>	<u>1</u>	<u>2</u>	<u>0</u>	<u>0</u>	<u>1</u>	<u>1</u>	<u>1</u>		<u>1-4 loss to Washington</u>
Total	39	10	18	1	0	7	10	4	.462 during 11 games	5-6 record during homestand

• Cleveland SS **Lou Boudreau** opened the season with a roar, going **10-17, .588**, with five RBI in the Indians first four games, three of them wins over Detroit, April 12-15. In August, Boudreau was even hotter, going 9-16 in a four-game series against the Yankees, followed by a 12-20 series against the Red Sox. Overall, **Boudreau hit .583 for the eight-game stretch**



• Philadelphia OF **Edward Steele**, (left) after sitting on the bench for the A's first six games, took quick advantage of his first four appearances, going **13-20, .650** with five runs, five RBI and two walks, April 18-19 against the Senators and April 20, 22 against Boston. Steele homered in his first at bat of the season, off Washington's Alex Carrasquel.

• Senators SS **Avelino Canizares**, who got off to a slow start, had an 8-game hitting streak May 12-19, going 16-33, .485.

• Tigers 2b **Charlie Gehringer** hit **seven HRs in May**, including two HRs and 5 RBI in a 10-5 win over Boston on May 9.

• Cleveland C **Jim Hegan** went on a home run tear in mid-May, slamming **seven HR in nine games**, driving in 14 runs. Hegan hit two 2R HRs (#2 and #3) in a 6-1 win over Washington on May 15. Two days later, against NY, Hegan hit a solo shot, in a 4-2 loss. On May 22, Hegan hit #5, a 2R home run at Boston. The next day, Hegan hit two more 2R homers at Boston as the Tribe won 7-0 behind Gene Bearden. Two days later, Hegan hit #8, another two-run shot in a 12-9 loss at Detroit.

• White Sox CF **James Wilkes** (right) went 10-21, .476, in a five-game stretch to end May. On May 28, Wilkes hit his third HR of the season, a leadoff HR off St. Louis righty Jack Kramer. Two days later, in the second game of a doubleheader at Cleveland, Wilkes hit his fourth HR and drove in five runs as the ChiSox belted Cleveland 14-2. Wilkes also walked five times during the five-game stretch.



• Yankee 1b **Babe Dahlgren** only hit .185 in the replay, but enjoyed a hot stretch from June 11-16, going 12-31, .387, while driving in 13 runs over a six game stretch against St. Louis and Detroit. Dahlgren had eight extra base hits, including a pair of two-run HRs on June 11 vs. the Browns.

• There was no hotter streak hitter in the replay than Washington 3b **Parnell Woods**, (below) who carried the Nats when his bat heated up.



In a four-game series against Boston May 29-31, Woods (L) was 10-19, .526, driving in the winning run in the 14th inning of a 7-6 win in the second game of the May 30 doubleheader. On **June 12**, Woods was **5-7**, with a double and three RBI to lead a 19-1 win over Detroit.

A week later, in a four-game series against Chicago, Woods carried Washington, going 13-19, .684 with eight RBI, resulting in three Senator wins. In the final two games of the series, **June 20-21, Woods went 5-6 in each game** (all singles), driving in six runs.

There were two **steals of home** in the replay.


IF **Skeeter Webb** (left) Chicago, stole home on the front end of a double in July 18, 1940. He led his fourth five-hit game of the season, going **5-5 against Detroit**, highlighting an 8-15 over Boston. series against the Tigers.

Detroit SS **Dick Barrett** (right) St. Louis, suffered a miserable slump June 6-14. On June 6, after homering in St. Louis, 6, when P Bobo Nease pitched the decisive final at bat on a foul out. In his next three games against the Browns, Stephens was 0-attempt in a 6-0 win over Chicago. Stephens slump continued, going 0-17 in a four-game series against the White Sox. On his first at bat, against Cleveland on June 14, Stephens reached base via an error by Indians righty Bob Feller. On his next at bat, Stephens singled off Feller, ending an **0-33 slump**.

- Chicago IF **Pat Patterson** had an 11-game hitting streak June 16-June 28, going 23-49, .470. The White Sox, however, only went 5-6 during Patterson's hot streak.
- St. Louis OF **Chet Laabs** dealt out some misery to the Yankees July 25-27. On the 25th, Laabs went 3-4, scoring three runs, walking, and hitting an RBI double in a 9-7 Browns loss. The next game, Laabs went 2-4 with a 2R triple and a solo HR (#3), and a BB in support of Nelson Potter, who beat New York 5-2. On the 27th, Laabs hit his fourth HR of the season in the bottom of the ninth to beat Lefty Gomez 3-2.
- Boston C **Birdie Tebbetts** recorded a 15-game hitting streak Aug. 3-20, hitting .459, scoring 14 times, driving in 13 runs, and walking nine times. Boston, however, lost nine straight games during Tebbetts hot streak.
- Cleveland's **Dale Mitchell** was 9-13 with three BB and a sac fly over a three-game stretch August 13-15, with the Indians winning two of the three games by scores of 13-7 over Detroit and 19-1 over Philadelphia. The Indians dropped a 3-1 decision to the A's in the middle game, Aug. 14.
- Athletics 1b **Ferris Fain** was **8-12** in a three game series sweep over Detroit Aug. 22-24, including a double, two triples, two HR, and 6 RBI. Fain was 2-3 with a BB in his next game, a 4-2 loss to Chicago on Aug. 25, making him 10-15 over the four-game stretch
- St. Louis Browns OF **Mike Kreevich** had a **nine-game hitting streak** Aug. 21-Aug. 29, hitting .485 (16-33) during the streak, including a stretch at the start of the streak where he went 13-19. Unfortunately for the Browns, they only went 3-6 during Kreevich's hot spell.



The Browns, who ended the season in the cellar, took two of three from Cleveland Aug. 29-31, riding the hot bat of **George McQuinn** (left). In the first game, McQuinn drove in a run and was 2-3 to back Sig Jakucki, who shut out Cleveland 3-0 on five hits. On the 30th, McQuinn hit his 11th HR of the season and drove in a pair of runs while going 2-3, but the Browns lost 5-4. In the finale, McQuinn went 3-3 with a double and an RBI as Bob Muncrief beat the Indians 3-1. McQuinn was 7-9 in the three games, one of the most timely and productive performances by a Browns batter over the entire season.



1940s

American League Great Teams

High scoring games

1948 Boston's high-powered offense illustrated why they were the replay's highest-scoring team when they pummeled the 1940 Detroit Tigers 32-10 on Aug. 3. For the season, the Red Sox poured over 898 runs, easily outpacing everyone else in the league for runs scored. Unfortunately for the Sox, their pitching staff also gave up runs in bunches, surrendering 774 runs, more than anyone else in the AL other than Detroit. The Red Sox offense scored 10 or more runs in 23 games, but also gave up 10 or more runs in 22 games.

Detroit's pitching staff allowed more runs than anyone in the AL, 942 runs, 127 of them unearned. The Tigers gave up 10 or more runs in 33 games from April 12-Aug 30, but from that point on, until the end of the season, only allowed 10 runs in only one game, a 10-7, 10-inning loss to the Yankees on Sept. 19. The improved

pitching allowed them to go on a 17-8 run from Aug. 31 through the season's conclusion, allowing them to catch and pass St. Louis on the final day of the campaign, to move into seventh place.

Blow out games and games where both teams combined for 20 or more runs in a single contest:

Apr 12	New York 17, Washington 1	NY's Frank Crosetti and Red Rolfe back-to-back HRs, Ruffing 3-5, 3R HR, 5 RBI
Apr 13	Detroit 13, Cleveland 3	Tigers Bruce Campbell 3R HR, 4 RBIs, Greenberg, Higgins HRs
Apr 16	Chicago 19, Detroit 3	Chicago 26 hits, Leonard Pearson, Pat Patterson, Mike Tresh each with four hits
Apr 17	Boston 16, New York 3	Boston's Stan Spence 3R HR, 4 RBI, Birdie Higgins 2R HR
Apr 19#1	New York 13, Boston 2	Yankee's Frank Crosetti and George Selkirk each with 3R HR, 4 RBIs, Dickey HR
Apr 22	Cleveland 15, Detroit 4	Indians with 23 hits, Boudreau 4-6, 3 RBI, Pat Seerey 2R HR, Joe Gordon 2R 3b
Apr 23	Cleveland 13, Detroit 7	Cleve's Allie Clark 3R HR, 4 RBI, Feller 3-5, 3 RBI. Det's Rudy York 2 HRs, 5 RBI
Apr 28	Chicago 15, Detroit 5	ChiSox 5 straight hits in first led to 7 unearned runs, Guy Curtright 4 hits, 4 RBI
May 1	New York 17, Boston 2	Joe DiMaggio Grand Slam HR, Joe Gordon 3R HR, 6 RBI, Joe Gallagher 4 RBI
May 3	St. Louis 14, Detroit 6	Browns totaled 24 hits, Laabs, Gutteridge each 4-6; Greenberg 2 HR for Tigers
May 10	Detroit 14, Boston 4	Det's McCoskey 4-5, 4 RBIs Rudy York 4-6, Pete Fox and Billy Sullivan 3 RBI
May 12	New York 13, Detroit 2	Joe Gordon 3R HR, 4 RBI, Joe Gallagher 2R 2b
May 15	Boston 24, Chicago 6	Ted Williams 5-6, 3 doubles, 3 RBI, Vern Stephens 3R HR, 5 RBI, Red Sox 24 hits
May 16	Washington 15, Detroit 2	Senators clubbed 6 doubles, Sam Jethroe 4 RBI, Canizares 3-4, 3 RBI
May 17	Detroit 21, Washington 8	Greenberg GS HR, 2R HR, 6 RBI, Higgins 3R HR, 5 RBI, Gehringer, HR, 4 RBI
May 20	Boston 15, Cleveland 1	Red Sox scored 11 in 7th, Doerr 3R HR, P Jack Kramer 2R HR, T. Williams HR
May 21	St. Louis 15, New York 1	Browns Rowdy Moore 3R HR, 5 RBI, P Jack Kramer 3R HR, Geo.McQuinn 2 HR
May 23	Philadelphia 16, Detroit 1	A's Steele 5 BB, Artie Wilson 4-5, Valo 3 RBI, Britton, Pete Suder 2 RBI each
May 24	Detroit 13, Philadelphia 4	Tigers Rudy York 3R HR, Mike Higgins 4 RBI, Hank Greenberg 3 RBI
May 25	Detroit 12, Cleveland 9	Det's Rudy York 2 RBI, starter Johnny Gorsica 2R HR, Tebbetts 2R HR
May 27	St. Louis 12, Chicago 9	Browns score 7 in first two innings, Marc Christman, 3R HR, 4 RBI
May 30#2	Chicago 14, Cleveland 2	Chi's Johnny Davis GS HR, James Wilkes 3R HR, 5 RBI
June 8	Cleveland 14, Washington 6	Indians Joe Gordon GS HR, P Bob Lemon 3R HR
June 12	Boston 15, Chicago 10	Boston's Ted Williams 6-6, HR, Doerr 3R HR; White Sox had 19 hits
June 12	Washington 19, Detroit 1	Senators piled up 27 hits, Parnell Woods 5-7, Spence 4-7, Vernon 4-7
June 13	Cleveland 12, Philadelphia 10	Indians Bearden walked 10 A's, Joe Gordon 2 HR, 5 RBI; A's Ed Steele GS HR
June 14	Boston 16, Cleveland 0	Red Sox V.DiMaggio, V. Stephens, Goodman, Moses, Birdie Tebbetts 2 RBI each
June 14	New York 15, Detroit 2	NY's Babe Dahlgren 3 RBI, Dickey 2R HR, Keller, Selkirk 2 RBI each
June 15	Boston 11, Cleveland 10 (14)	Sox Moses SF in 11th wins; Cleve's Boudreau 5-9, Doby 5-8, Dale Mitchell 4-8
June 17	Boston 14, Cleveland 1	Boston's Vince DiMaggio 6 RBI, Ted Williams, Bobby Doerr each with 2R HR
June 21	Washington 18, Chicago 4	Wash's Parnell Wood 5-6, 5 RBI, Jethroe 3R HR, Quincy Troupe 3 RBI
July 2	Washington 16, Boston 3	Wash's George Case, Troupe 4 RBI each, Spence 2R HR, Mickey Vernon HR
July 5	Detroit 14, Cleveland 0	Indian pitchers walked 12, Detroit's Barney McCoskey 4-5
July 7	Boston 13, St. Louis 0	Browns walked 12 Red Sox hitters, Billy Hitchcock 5 RBI, P Joe Dobson HR
July 7	Cleveland 18, New York 10	Indians scored 8 in fourth, Boudeau 4-6, 5 RBI, Yanks Joe DiMaggio hit for cycle
July 15	Boston 13, Detroit 9	Boston's Stan Spence 3R HR, seven runs scored in sixth inning
July 15	Cleveland 18, Philadelphia 1	Cleve's Joe Gordon 6 RBI, Dale Mitchell 4-5, 5 runs
July 17	Chicago 16, New York 0	ChiSox Johnny Davis 2R HR, Pat Patterson 3 RBI, Chicago with 19 hits
July 20	St. Louis 15, Philadelphia 3	A's walked 12, seven of whom scored.
July 21	Detroit 16, New York 4	Det's York and Billy Sullivan back-to-back HR, Greenberg HR, McCoskey 3R HR
July 25	Chicago 13 Boston 1	Chi's Luke Appling HR, 3 RBI, Ralph Hodgin 3 RBI
July 30	Boston 18, St. Louis 3	Boston's Bobby Doerr 3R HR, 5-6, 7 RBI, Billy Goodman 5-7, 4 RBI
Aug 1	Chicago 19, New York 6	Chi's Ralph Hodgin 4 RBI, James Wilkes, Joe Kuhel, Mike Tresh 3 RBI each
Aug 3	Boston 32, Detroit 10	Red Sox pour over 32 runs on 32 hit, Vern Stephens leads way with 3 HR, 9 RBI
Aug 4	New York 14, Cleveland 0	Yanks George Selkirk 5-5, 2 HR, 5 RBI
Aug 6	Cleveland 11, Boston 10	Indians Joe Gordon, Ken Keltner back-to-back HRs, Boudreau HR, 3 RBIs
Aug 8	Philadelphia 15, Chicago 3	A's pile up 23 hits, Barney McCosky, Ferris Fain, Pete Suder 3 RBI each
Aug 9	New York 19, Detroit 2	NY scores 10 in top of 1st, Henrich 3R 2b, 2R HR, 5 RBI, Selkirk 3 RBI
Aug 9	Boston 14, Cleveland 5	Indians Jim Hegan and Eddie Robinson each with 3R HRs
Aug 13	Cleveland 13, Detroit 7	Cleve's Joe Gordon 3R HR, 5 RBI, P Bob Lemon 2 RBI, Larry Doby HR
Aug 15	Cleveland 19, Philadelphia 1	A's pitchers walk 13, Cleve's Johnny Bernardino GS HR, Eddie Robinson HR
Aug 22	Boston 13, St. Louis 6	Boston's Birdie Tebbetts 4 RBI, Vern Stephens HR
Aug 23	Boston 17, St. Louis 6	Red Sox Vern Stephens 2 HR, 6 RBI, Stan Spence 2R HR, Sam Mele 5-6, 2 RBI
Aug 24	Washington 16, Chicago 3	Senators Bob Johnson 3R HR, 4 RBI, backup C Tony Giuliani 3 RBI
Aug 30	Chicago 17, Detroit 7	ChiSox Thurman Tucker 6-6, 4 RBI, Luke Appling 4-6, 3 RBI
Sept 4 #1	Boston 16, New York 3	Doerr 3R HR, Ted Williams 4-6, 3 RBI, Sox chew through 4 NY pitchers
Sept 11	Philadelphia 14, NY 12	A's 3b Hank Majeski 3R HR, 7 RBI, NY's Keller 3R HR, Yankees hit eight doubles
Sept 23	Washington 14, Chicago 4	Wash's George Case 2 triples, 6 RBI, Stan Spence 4 RBI
Sept 28	New York 14, Boston 1	NY's Joe Gordon 3R HR, 5 RBI, Joe DiMaggio 3R HR, 4 RBI, Red Rolfe 3 RBI
Sept 30	Detroit 11, Cleveland 9	Hank Greenberg 2 HR, 3 RBI, Rudy York HR; Boudreau, Gordon B to B HRs

1940s American League Great Teams Pitching Highlights

No hit games

<u>Date</u>	<u>Pitcher</u>	<u>Opponent</u>	<u>Score</u>	<u>Description</u>
July 28	Bob Lemon	Phila	11-0	1 strikeout, 1 BB; hit two doubles, 2 RBI

One hit games

<u>Date</u>	<u>Pitcher</u>	<u>Opponent</u>	<u>Score</u>	<u>Description</u>
Apr 24	Phil Marchildon, Phila	NY	6-0	Red Ruffing single in 3rd inning
June 1	Jack Kramer, StL	Chi	5-1	Johnny Davis RBI single in 1st to score unearned run
June 6	Bill Dietrich, Chi	NY	6-0	Infield single by Bill Dickey in 8 th inning
June 18	Jimmy Newberry, Phila	StL	2-0	Ray Hayworth single in 8 th inning
July 13	Lefty Gomez, NY	StL	7-0	Mike Kreevich double in third inning
Aug 7	Nelson Potter, StL	Wash	1-0	Beat Ray Scarborough on Floyd Baker RBI single in 4th
Aug 12	Bob Muncrief, StL	Chi	8-0	Luke Appling single to lead off 2 nd inning
Aug 17	Jimmy Newberry, Phila	Cleve	3-1	Jim Hegan HR in 4 th only hit
Sept 24	Jimmy Newberry, Phila	StL	1-0	Chet Laabs single in 5 th ; <i>third one-hitter by Newberry</i>

Two hit games

<u>Date</u>	<u>Pitcher</u>	<u>Opponent</u>	<u>Score</u>	<u>Description</u>
Apr 18	Leon Day, Chi	Det	6-0	Bartell single in 5th, McCoskey 2b in 6 th
May 5	Tommy Bridges, Det	StL	3-0	Al Zarilla single in 1st, Mark Christman single in 4 th
May 5	Gene Bremmer, Wash	Bos	0-1	Dom DiMaggio 2b in 6th, Billy Goodman RBI triple in 4 th
May 11	Joe Dobson, Bos	Det	5-1	Barney McCoskey single in 1st, Rudy York single in 4 th
May 22	Nelson Potter, StL	NY	0-1	Red Rolfe 2 singles; run scored on FC in 4 th
May 25	Bill Jefferson, Wash	NY	1-0	Rolfe single, losing P Steve Sundra double in 6 th
May 27	Tommy Bridges, Det	StL	3-1	Al Zarilla 1st inning 2b, PH HR Mike Chartak in 9 th
June 8	Mel Parnell, Bos	StL	2-0	Chet Laabs 2b and single
June 9	Red Ruffing, NY	Chi	2-0 (11)	Singles by Luke Appling, Don Kolloway; fanned 11
June 9	Max Manning, Chi	NY	0-2 (11)	Lost to Red Ruffing on Red Rolfe 2R HR in 11 th
June 12	Monte Pearson, NY	StL	3-2	Gene Moore 2R single, Mike Kreevich single, 2 UR
July 12	Bill Jefferson, Wash	Chi	3-0	Ralph Hodgins, Johnny Davis, both with doubles
July 21	Bob Muncrief, StL	Phila	3-0	Mike Guerra PH double, Hank Majeski single
July 27	Joe Dobson, Bos	Chi	1-0	Bob Harvey, Bill Dietrich singles
Sept 13	Red Ruffing, NY	Chi	6-1	Wally Moses, Thurman Tucker singles, run unearned
Sept 17	Marius Russo, NY	StL	3-0	Milt Byrnes, Al Zarilla singles, StL 11 th straight loss
Sept 19	Mel Parnell, Bos	Cleve	3-0	Mitchell, Judnich singles in 8 th broke up no-hit bid
Sept 23	Phil Marchildon, Phila	StL	3-2	Vern Stephens HR, Chet Laabs single, one earned run

Three hit games

<u>Date</u>	<u>Pitcher</u>	<u>Opponent</u>	<u>Score</u>	<u>Description</u>
Apr 13	Leon Day, Chi	StL	3-0	Don Gutteridge 2b, Al Zarilla, Sam Zoldak singles
Apr 19	Jack Kramer, StL	Cleve	4-0	Lou Boudreau 2b, Eddie Robinson 2b, Mitchell single
Apr 30	Marius Russo, NY	Bos	5-0	Dom DiMaggio leadoff 2b, single, Vern Stephens single
May 15	Bob Feller, Cleve	Wash	6-1	Canizares RBI 3b, Jethroe 2b, Armour PH single
May 27	Lefty Gomez, NY	Wash	1-0	Beat Gene Bremmer 5-hitter. Allowed three singles
May 30 #1	Dutch Leonard, Wash	Bos	0-1	Batts 2b, Doerr and LP Mel Parnell singles
June 15	Gene Bremmer, Wash	StL	4-1	8 1/3 innings, Floyd Baker 2b, Zarilla, McQuinn singles
June 23	Mel Parnell, Bos	NY	0-1 (10)	Jake Powell RBI 2b in 10 th , Selkirk 2b, Crosetti single
June 29	Bill Jefferson, Wash	NY	5-0	Joe Gordon 2b, Joe DiMaggio, Red Ruffing singles
July 5	Bobo Newsom, Det	Cleve	14-0	Lou Boudreau two singles, Dale Mitchell single
July 9	Milo Candini Wash	Det	1-0	Beat Newsom, Bartell, Greenberg 2bs, McCoskey single
July 11	Alex Carrasquel, Wash	Chi	8-0	Leonard Pearson 2b, Mike Tresh, Luke Appling singles
July 29	Early Wynn, Wash	Cleve	1-0	Dale Mitchell three singles, beat Bob Feller
Aug 7	Mel Parnell, Bos	Cleve	9-0	Lou Boudreau two singles, Allie Clark single
Aug 8	Early Wynn, Wash	StL	2-4	3 hits in 8 IP, lost to Jakucki to end 10 G win streak
Aug 8	Bob Newsom, Det	NY	5-2	George Selkirk HR, Tom Henrich RBI 2b, Red Rolfe 2b
Aug 8	Max Manning, Chi	Phila	6-0	Piper Davis 2b, B. McCoskey, Johnny Britton singles
Aug 18	Bobo Newsom, Det	Bos	11-0	Birdie Tebbets double and single, Stan Spence PH single
Aug 27	Atley Donald, NY	StL	4-1	Mark Christman HR, Kreevich, V. Stephens singles, 7 BB
Aug 29	Joe Dobson, Bos	Phila	5-1	McCoskey PH triple, Majeski, Suder singles; 19 th win
Aug 31	Muncrief, Caster, StL	Cleve	3-1	Muncrief gave up Boudreau HR, two singles, Caster save
Sept 16	Bump Hadley, NY	Bos	4-1	Milt Byrnes RBI single, Laabs, George McQuinn singles
Sept 29	Red Ruffing, NY	Bos	8-0	Dom DiMaggio two singles, Vern Stephens double

Nine or more strikeouts in one game

<u>Date</u>	<u>Pitcher</u>	<u>Opponent</u>	<u>Score</u>	<u>Description</u>
Apr 17	Hal Newhouser, Det	Chi	1-4	12 Ks, 6 BB, 7 hits in 8 innings, 2R HR Pat Patterson
Apr 25	Tommy Bridges, Det	StL	9-4	12 strikeouts, 10 BB , CG six hitter
May 28	Bobo Newsom, Det	Cleve	0-1	11 strikeouts
June 2	Jimmy Newberry, Phila	Wash	6-3	9 strikeouts, 2 BB
June 9	Red Ruffing, NY	Chi	2-0 (11)	11 Ks, 2-hitter over 11 innings to beat Max Manning
July 16	Jimmy Newberry, Phila	Cleve	4-2	11 strikeouts
Sept 17	Tommy Bridges, Det	Wash	12-3	9 strikeouts, 2 BB

1-0 games

<u>Date</u>	<u>Winner</u>	<u>Loser</u>	<u>Description</u>
May 5	Jack Kramer, Bos	Gene Bremmer, Wash	Bremmer lost 2-hitter; Billy Goodman RBI 3b in 7th
May 9	Oral Hildebrand, NY	Max Manning, Chi	Manning lost 3-hitter; Dickey RBI single in 2nd
May 22	Lefty Gomez, NY	Nelson Potter, StL	Potter lost 2-hitter, both by Rolfe; NY scored on FC
May 25	Bill Jefferson, Wash	Steve Sundra, NY	Jefferson threw 2-hitter. Run scored on WP in 6 th
May 27	Bob Lemon, Cleve	Bobo Newsom, Det	Newsom lost 3-hitter, 11 Ks. Hegan SF in 2nd
May 27	Lefty Gomez, NY	Gene Bremmer, Wash	Run scored on error by Senators RF George Case.
May 30 #1	Dutch Leonard, Wash	Mel Parnell, Bos	Only run scored in 1 st on Geo. Case 2b, SB, squeeze
June 10	G. Maltzenberger, Chi	Dave Ferriss, Bos	Tebbetts error in 12 th scored Tresh winning run
June 23	Red Ruffing, NY	Mel Parnell, Bos	Jake Powell RBI 2b in 10 th , Parnell allowed 3 hits
July 9	Milo Candini, Wash	Bobo Newsom, Det	Senators C Jake Early scored run in 4 th on RBI single
July 27	Joe Dobson, Bos	Bill Dietrich, Chi	Ted Williams RBI double drove in only run in 6 th
July 29	Early Wynn, Wash	Bob Feller, Cleve	Avelino Canizares aboard on via error stole home
Aug 7	Nelson Potter, StL	Ray Scarborough, Wash	Potter threw 1-hitter, Floyd Baker RBI single
Aug 12	Jimmy Newberry, Phila	Oral Hildebrand, NY	Pete Suder squeezed home winner in bottom of 9 th

Team Lowlights

<u>Date</u>	<u>Team</u>	<u>Opponent</u>	<u>Score</u>	<u>Description</u>
May 1	Boston	NY	2-17	Red Sox pitchers walked 10 , three of whom scored
July 5	Cleveland	Det	0-14	Indian pitchers issued 12 BB , six of whom scored
July 7	St. Louis	Bos	0-13	Browns pitchers gave up 13 BB , seven of whom scored
July 17	Philadelphia	Cleve	7-12	A's pitchers surrendered 10 BB , five scored
July 20	Philadelphia	StL	3-15	A's pitchers walked 12, seven scored
Aug 15	Philadelphia	Cleve	1-19	Athletics pitchers walked 14 Indian batters , seven scored

Individual Lowlights

<u>Date</u>	<u>Pitcher</u>	<u>Opponent</u>	<u>Score</u>	<u>Description</u>
Apr 21	Dick Fowler, Phila	Bos	8-0	CG six hitter, walked 8
Apr 25	Tommy Bridges, Det	StL	9-4	CG <i>win</i> with 10 BB , 12 strikeouts, allowed only 6 hits
June 13	Gene Bearden, Cleve	Phila	12-10	Walked 10 batters , but hung on for win
June 18	Lefty Gomez, NY	Det	5-4	Gave up 8 BB, but still able to win
July 7	Nelson Potter, StL	Bos	0-4	Issued 9 BB
July 17	Gene Bearden, Cleve	Phila	12-7	Issued 8 BB, but Indians scored 12 runs
Aug 24	Mel Parnell, Bos	StL	5-7	Surrendered 11 BB
Sept 9	Jack Kramer, StL	Det	2-3	Walked 12 batters , two of whom scored in loss

Wynn stands for "win," as Senators Early Wynn reels off 10 wins in a row

Washington's Early Wynn ran off 10 wins in a row from May 22-Aug 3. The win streak included shutouts over the Yankees on May 28, the A's on June 23 and a 1-0 three-hit whitewash of the Indians on July 29. Against the Browns on August 8, Wynn only allowed three hits, but two of them were home runs (George McQuinn and Mike Kreevich) which enabled Sig Jakucki to win 3-2

<u>Date</u>	<u>Opponent</u>	<u>Score</u>	<u>IP</u>	<u>H</u>	<u>R-ER</u>	<u>HR</u>	<u>BB</u>	<u>K</u>	<u>Notes</u>
May 22	Chicago	6-5	8.0	9	5-5	2	3	5	HRs J. Davis, Pearson
May 28	New York	4-0	9.0	4	0-0	0	3	3	Second win over Yankees
June 1	at Philadelphia	7-11	6.0	8	7-6	0	2	2	<i>No decision</i> , fell apart after 6 IP
June 7	at Cleveland	10-3	9.0	5	3-3	1	3	3	HR Joe Gordon
June 12	at Detroit	19-1	9.0	5	1-1	0	2	4	Cruised in blowout win
June 17	at St. Louis	5-2	9.0	5	2-2	0	4	5	Smooth sailing
June 23	Philadelphia	2-0	9.0	4	0-0	0	1	2	Outdueled Alonzo Perry
July 2	Boston	16-3	9.0	9	3-3	0	3	4	All Boston runs on Wms 3R triple
July 8	Detroit	6-5	7.1	7	4-4	0	3	4	<i>No decision</i>
July 14	Chicago	4-1	9.0	6	1-0	0	3	5	Outstanding
July 21	Philadelphia	7-5	7.0	9	5-5	0	4	0	<i>No decision</i> , lackluster
July 29	at Cleveland	1-0	9.0	3	0-0	0	0	3	Best outing of win streak
<u>Aug 3</u>	<u>at Chicago</u>	<u>5-1</u>	<u>9.0</u>	<u>5</u>	<u>1-1</u>	<u>0</u>	<u>4</u>	<u>6</u>	<u>Solid performance</u>
	Record	10-0	109.1	79	32-31	3	35	46	2.55 ERA during win streak

Red Sox righty Joe Dobson throws three shutouts in five starts

Boston's Joe Dobson sizzled during July, going 5-1. Highlighting the mid-summer run were back-to-back shutouts on July 27 against the White Sox and August 1 against St. Louis, his second and third shutouts during a five game stretch.

Date	Opponent	Score	IP	H	R-ER	HR	BB	K	Notes
July 9	at Washington	13-0	9.0	5	0-0	0	4	4	Dobson hit HR in blowout win
July 13	Cleveland	5-1	9.0	5	1-1	1	2	6	Joe Gordon HR
July 21	Chicago	5-8	7.0	11	6-6	1	2	6	Wilkes HR, gave up 7 XBH
July 27	at Chicago	1-0	9.0	2	0-0	0	5	2	Outpitched Bill Dietrich
<u>Aug 1</u>	<u>at St. Louis</u>	<u>5-0</u>	<u>9.0</u>	<u>4</u>	<u>0-0</u>	<u>0</u>	<u>0</u>	<u>2</u>	<u>Beat Jack Kramer</u>
	Record	5-1	43.0	27	7-7	2	13	20	1.46 ERA during 6-game stretch

Senators pitching turns it up; notches 35 consecutive scoreless innings in July

Washington pitchers Milo Candini, Alex Carrasquel, and Bill Jefferson threw consecutive shutouts July 10-12 to reel off 27 straight scoreless inning for the Senators. Dutch Leonard almost made it four in a row, blanking Chicago until the ninth inning on July 13, before Wally Moses walked and scored on an RBI single by Leonard Pearson to tie the game at one apiece. The Senators still won, in the 10th on an RBI single by George Case.

Date	Opponent	Score	IP	H	R-ER	HR	BB	K	Notes	
July 10	Detroit	1-0	9.0	3	0-0	0	3	4	W Milo Candini 6-7	
July 11	Chicago	8-0	9.0	3	0-0	0	3	1	W Alex Carrasquel 1-4	
July 12	Chicago	3-0	9.0	2	0-0	0	3	5	W Bill Jefferson 7-8	
<u>July 13</u>	<u>Chicago</u>	<u>2-1 (10)</u>	<u>10.0</u>	<u>6</u>	<u>1-1</u>	<u>0</u>	<u>1</u>	<u>1</u>	<u>W Dutch Leonard 9-6</u>	
	Record	4-0	14-1	37.0	14	1-1	0	9	11	ERA 0.24 over four games

Winning streaks

	Streak	Dates
Early Wynn, Washington	10	May 22-Aug 3
Bill Jefferson, Washington	8	June 16-July 28
Max Manning, Chi	7	June 14-July 23
Joe Dobson, Bos	6	Apr 12-May 28
Jimmy Newberry, Phila	6	May 15-June 18
Bill Dietrich, Chi	6	May 31-July 21
Oral Hildebrand, NY	6	May 9-July 8
Jimmy Newberry, Phila	6	Aug. 12-Sept 8
Orval Grove, Chi	5	Apr 14-May 11
Johnny Humphries, Chi	5	Apr 15-May 12
Bobo Newsom, Det	5	Apr 24-May 18
Tommy Bridges, Det	5	Apr 25-May 17
Lefty Gomez, NY	5	May 2-May 27
Bob Lemon, Cleve	5	May 5-June 8
Jack Kramer, StL	5	May 15-June 7
Gene Bremmer, Wash	5	June 4-July 21
Tommy Bridges, Det	5	July 7-Aug 1
Nelson Potter, StL	5	July 20-Aug 15
Red Ruffing, NY	5	July 9-Aug 6
Atley Donald, NY	5	Aug. 9-Sept 19
Jack Kramer, Bos	5	Sept 2=Sept 21
Bill Jefferson, Wash	5	Sept 9-Sept 29

Losing streaks

	Streak	Dates
Fred Hutchinson, Det	11	Apr 16-Aug 30
Hal Newhouser, Det	8	Apr 17-June 28
Alonzo Perry, Phila	7	June 17-Aug 2
Nelson Potter, StL	7	Aug 20-Sept 23
Bill Jefferson, Washington	6	Apr 14-May 20
Johnny Gorsica, Det	6	Apr 15-May 20
Tex Shirley, StL	6	Apr 24-July 14
Bob Muncrief, StL	6	May 11-July 13
Sam Zoldak, Cleve	6	June 16-July 21
Willie Greason, Phila	6	June 28-Aug 8
Mickey McDermott, Bos	5	Apr 20-Sept 20
Steve Gromek, Cleve	5	May 9-May 30 #1
Hal Newhouser, Det	5	July 15-Aug 19
Tommy Bridges, Det	5	Aug 6-Sept 1

- Washington righty **Bill Jefferson** got off to a woeful start, losing his first six decisions. After blanking New York 1-0 on two hits for his first win, on May 25, Jefferson went on to finish 19-11, throwing four additional shutouts while going 19-5 over his final 24 starts.

- Yankee righthander **Bump Hadley** got off to a rough 1-6 start. Hadley suffered from non-support in each of the six losses, with the Yankees scoring only eight runs. Two of the losses were via shutouts.

- White Sox RHP **Leon Day** got off to an auspicious beginning, blanking St. Louis 3-0 on April 13 on three hits and following up with a 6-0 win over Detroit on two hits. He then lost ten of his next 11 starts, dropping to 3-10, the only other win coming on May 20, when he hung on to top Washington 4-3. Day finished strong, winning 6 of his final seven decisions to finish 11-14.
- Philadelphia's **Jimmy Newberry** threw **three one-hitters** in the replay. On June 18, Newberry one-hit St. Louis 2-0, giving up a single to Browns C Ray Hayworth in the 8th. On August 17, Newberry tossed a one-hitter at Cleveland, winning 3-1, giving up a home run to Indians C Jim Hegan in the 4th. In his next to last start of the season, on Sept. 23, Newberry threw a one-hitter to beat the Browns Denny Galehouse 1-0 giving up a single to Chet Laabs in the fifth inning.
- Chicago's **Bill Dietrich** won 13 of his first 15 decisions (13-2), but lost two of his final three starts.
- Detroit reliever **Al Benton** had a 12 game scoreless streak from July 20 through Aug 27. The scoreless skein ended when Benton, on in relief for Johnny Gorsica, served up a grand slam HR to St. Louis SS Vern Stephens in an 8-2 Tiger loss.
- Yankee ace **Red Ruffing** was 12-2 from July 9 through the end of the season with a 1.86 ERA. His 12 wins were all complete games, including an 8-0 three-hitter at Boston in his last start of the season.
- NY southpaw **Lefty Gomez** won back-to-back 1-0 wins on May 22 and May 27. Gomez blanked St. Louis 1-0 on four hits on May 22, striking out 11. Five days later, he shut out Washington 1-0, on three hits, striking out eight and walking none
- Down the stretch, NY's **Monte Pearson** won six of seven decisions. Heading into August with a 4-6 record, Pearson finished 10, winning his last four starts and losing only to Chicago 6-2, on Aug. 18, during the last two months of the season.
- Yankee reliever **Johnny Murphy** had a 1.71 ERA from July 25 until the season's end, allowing only four ER in 21 innings, while saving nine games.
- St. Louis **Nelson Potter** won five straight from July 20-Aug. 15, including **back-to-back shutouts**, over Washington 1-0 and 4-0. Potter's season then reserved itself as he lost his final seven starts in a row, with the Browns scoring as many as five runs only twice in eight starts (one a no-decision game that St. Louis lost 8-5 to Washington).
- Detroit's **Bobo Newsom** threw back-to-back shutouts in September. The first shutout was a 4-0 four-hitter over St. Louis on Sept 2. The second shutout occurred four days later when Newsom blanked Chicago 6-0 on seven hits.
- Boston's **Jack Kramer** was the backbone of the Red Sox pitching staff during September. Kramer won five in a row before losing to New York 8-0 in the season's final series. Earlier in the season Kramer threw back-to-back shutouts, outperforming Washington's Gene Bremmer 1-0 on May 5 and blanking Chicago 4-0 on four hits on May 13. Kramer then pitched 8 2/3 scoreless innings against Cleveland on May 21, but saw his consecutive scoreless inning streak end at 26 2/3 IP when the Indians Ken Keltner homered with two outs in the ninth in a 15-1 Boston win.
- White Sox reliever **Gordon Maltzberger** was scored upon in only five of his 38 appearances. Maltzberger, whose 19 saves led the AL, gave up a home run to the Browns George McQuinn in his first appearance on April 20, in a 4-2 win, in which Maltzberger earned the save. He did not give up another run in his next 14 appearances, until June 21, when he was gave up two runs in two innings in an 18-4 White Sox defeat. Maltzberger did not surrender a run in seven September appearances, recording back-to-back wins on Sept 21 against Philadelphia and on Sept. 22 against Washington.
- For Tiger righty **Fred Hutchinson**, the replay was one long losing streak. Hutchinson went 0-11, giving up nine runs in his first start, a 19-3 loss at Chicago, and struggled all season long, never coming close to winning any of his 10 starts.
- Detroit's **Hal Newhouser** seemed to perform best on holidays. Newhouser lost 13 of his first 14 decisions. After losing eight in a row to start the season, Newhouser went 6.1 innings against the White Sox in the second game of a Memorial Day doubleheader to win 7-2. He then lost his next five in a row before once again snapping the losing streak against Chicago in the second game of a doubleheader on Labor Day.
- **Boston pitchers threw three consecutive shutouts against St. Louis July 6-8.** On July 6th, Jack Kramer whitewashed the Browns 4-0, allowing six singles. The next day, Joe Dobson won his 13th game of the season, shutting out St. Louis 13-0 on five hits, two of them doubles. On the 7th, Mel Parnell chalked up the third shutout in a row for Boston, blanking the Browns 6-0, scattering four singles. Parnell's shutout extended Boston's consecutive scoreless inning streak to 30, which was snapped in the first inning on July 9, which St. Louis won 6-4.
- **Washington pitchers also threw three straight shutouts**, starting with a 1-0 three-hitter against Detroit, by Milo Candini, on July 9. After a day off, the Senators shut out Chicago 8-0 on a three-hitter by spot starter Alex Carrasquel. On the 12th, Bill Jefferson allowed only two hits in a 3-0 win over Chicago's Leon Day. In the next game, the Senators scoreless streak of innings extended to 35 in a row before Chicago 1b Leonard Pearson singled in Wally Moses with the first White Sox run in the series, tying the game at 1-1 in the ninth. The Senators, however, went on to win 2-1 on an RBI single in the 10th by George Case, and then won the finale of the four-game set against Chicago 4-1, behind Early Wynn, who only allowed six hits.

Individual pitching records against opponents

1939 New York	<u>Chi</u>	<u>Wash</u>	<u>Bos</u>	<u>Phila</u>	<u>Cleve</u>	<u>Det</u>	<u>StL</u>	<u>Total</u>	
Red Ruffing	5-1	2-2		5-1	0-3	2-1	4-0	1-1	19-9
Lefty Gomez	1-0	3-1		2-3	1-0	1-2	4-1	2-1	14-8
Monte Pearson	0-1	2-0		0-1	3-2	2-1	0-2	3-0	10-7
Marius Russo	1-0	1-		3-1	1-3	1-1	0-0	2-0	9-5
Atley Donald	1-2	0-2		0-1	2-0	1-1	3-1	1-2	8-9
Steve Sundra	0-3	2-1		0-1	1-0	2-0	1-0	1-1	7-6
Oral Hildebrand	2-1	0-0		0-0	0-2	3-0	1-1	0-0	6-4
Bump Hadley	1-1	1-3		1-0	0-0	1-2	0-1	1-3	5-10
Johnny Murphy	1-0	0-0		1-1	0-1	0-1	0-1	2-0	4-4
Wes Ferrell	0-0	2-0		0-1	0-2	0-0	1-1	0-0	3-4
<u>Spud Chandler</u>	<u>1-0</u>	<u>0-0</u>		<u>0-0</u>	<u>0-1</u>	<u>0-0</u>	<u>0-0</u>	<u>1-0</u>	<u>2-1</u>
Total	13-9	13-9		12-10	8-14	13-9	14-8	14-8	87-67

1943 Chicago	<u>NY</u>	<u>Wash</u>	<u>Bos</u>	<u>Phila</u>	<u>Cleve</u>	<u>Det</u>	<u>StL</u>	<u>Total</u>	
Max Manning	1-4	1-2		1-1	5-1	5-1	2-0	0-1	15-10
Bill Dietrich	2-0	0-0		2-2	2-0	2-1	3-1	3-0	14-4
Leon Day	1-3	2-1		2-3	1-0	1-2	2-2	2-2	11-14
Orval Grove	2-1	3-0		1-0	1-2	1-2	2-2	2-2	13-6
Jake Wade	0-0	1-4		1-0	0-0	0-0	1-0	1-1	4-5
Eddie Smith	0-1	1-0		0-1	0-2	1-2	1-0	1-0	4-6
Gorden Maltzberger	0-0	1-0		1-0	1-0	0-1	0-0	0-0	3-1
Joe Haynes	1-0	0-1		2-0	0-3	0-0	0-0	0-2	3-6
Thornton Lee	0-1	0-2		1-1	0-0	1-0	1-2	0-0	3-6
Lenial Hooker	0-0	0-0		0-0	0-1	0-0	1-0	0-0	1-1
<u>Bill Swift</u>	<u>0-2</u>	<u>0-0</u>		<u>0-0</u>	<u>0-0</u>	<u>0-0</u>	<u>0-0</u>	<u>1-2</u>	<u>1-4</u>
Total	9-13	9-13		14-8	12-10	13-9	14-8	14-8	84-70

1943 Washington	<u>NY</u>	<u>Chi</u>	<u>Bos</u>	<u>Phila</u>	<u>Cleve</u>	<u>Det</u>	<u>StL</u>	<u>Total</u>	
Bill Jefferson	4-1	3-2		1-2	2-2	3-1	3-1	3-2	19-11
Early Wynn	2-3	4-0		3-1	3-0	2-2	1-1	2-1	17-8
Dutch Leonard	1-1	1-2		4-1	3-1	3-1	0-4	2-2	14-12
Gene Bremmer	2-1	2-1		1-3	1-1	2-0	1-0	3-0	12-6
Milo Candini	0-2	1-0		2-0	2-1	1-3	2-4	1-1	9-11
Jim Mertz	0-1	0-0		2-0	0-0	0-0	0-0	1-1	3-2
Mickey Haefner	0-1	0-1		0-0	2-0	0-2	1-0	0-0	3-4
Ray Scarborough	0-2	0-1		0-0	1-0	0-1	1-2	1-1	3-7
Alex Carrasquel	0-1	1-1		1-1	0-2	0-1	1-0	0-1	3-7
<u>Lovell Harden</u>	<u>0-0</u>	<u>1-1</u>		<u>0-0</u>	<u>0-1</u>	<u>0-0</u>	<u>0-0</u>	<u>0-0</u>	<u>1-2</u>
Total	9-13	13-9		14-8	14-8	11-11	10-12	13-9	84-70

1948 Boston	<u>NY</u>	<u>Chi</u>	<u>Wash</u>	<u>Phila</u>	<u>Cleve</u>	<u>Det</u>	<u>StL</u>	<u>Total</u>	
Joe Dobson	4-1	2-3		2-2	3-2	3-0	5-1	21-10	
Mel Parnell	3-1	1-3		1-2	2-1	3-1	3-1	16-9	
Jack Kramer	0-2	2-2		3-0	2-3	5-1	1-1	2-0	15-9
Ellis Kinder	0-4	2-0		1-1	1-2	0-2	2-2	1-1	7-12
Denny Galehouse	2-0	1-1		0-1	0-0	0-0	1-1	1-0	5-3
Mickey Harris	0-2	0-0		0-3	0-2	0-0	2-0	3-2	5-9
Tex Hughson	0-0	0-2		1-2	1-1	1-0	1-0	0-0	4-5
Earl Johnson	1-1	0-1		0-1	0-1	1-1	2-0	0-0	4-5
Dave Ferriss	0-1	0-1		0-0	0-1	0-0	1-1	2-0	3-4
Harry Dorish	0-0	0-0		0-0	0-0	0-0	1-0	0-0	1-0
Chuck Stobbs	0-0	0-1		0-1	0-0	0-0	0-0	0-0	0-2
<u>Mickey McDermott</u>	<u>0-0</u>	<u>0-0</u>		<u>0-2</u>	<u>0-1</u>	<u>0-2</u>	<u>0-0</u>	<u>0-0</u>	<u>0-5</u>
Total	10-12	8-14		8-14	8-14	13-9	17-5	17-5	81-73

1947 Philadelphia	<u>NY</u>	<u>Chi</u>	<u>Wash</u>	<u>Bos</u>	<u>Cleve</u>	<u>Det</u>	<u>StL</u>	<u>Total</u>	
Jimmy Newberry	3-1	2-1		3-3	4-1	2-1	3-2	2-0	19-9
Dick Fowler	0-2	2-2		3-3	3-2	1-2	4-2	3-1	15-13
Phil Marchildon	3-1	1-1		0-3	2-0	0-3	5-0	2-0	13-8
Jesse Flores	4-1	1-1		0-0	1-0	0-1	1-1	1-2	8-6
Bill McCahan	2-2	1-1		0-1	2-1	1-0	0-0	1-0	7-3
Alonzo Perry	0-0	1-3		0-2	1-0	1-3	1-1	2-3	5-12
Willie Greason	0-1	0-1		1-1	1-2	1-1	0-1	1-2	4-9
Russ Christopher	0-0	2-0		1-1	0-2	1-0	0-0	0-0	4-3
Joe Coleman	2-0	0-1		0-0	0-0	0-1	0-0	1-0	3-2
<u>Bob Savage</u>	<u>0-0</u>	<u>0-1</u>		<u>0-0</u>	<u>1-1</u>	<u>1-3</u>	<u>0-1</u>	<u>0-1</u>	<u>2-7</u>
Total	14-8	10-12		8-14	14-8	7-15	14-8	13-9	80-74

1940s AL Modern Great Teams recap - 56

1948 Cleveland	<u>NY</u>	<u>Chi</u>	<u>Wash</u>	<u>Bos</u>	<u>Phila</u>	<u>Det</u>	<u>StL</u>	<u>Total</u>
Bob Lemon	2-3	4-1	1-1	3-1	2-2	4-1	1-1	17-10
Gene Bearden	2-2	2-1	2-2	1-4	3-0	3-0	3-2	16-11
Bob Feller	1-1	0-3	3-1	1-3	4-1	4-2	1-3	14-14
Russ Christopher	1-1	0-1	0-1	0-2	3-1	0-1	1-1	7-7
Bob Muncrief	0-1	1-1	2-0	1-1	0-0	1-0	0-1	5-4
Don Black	2-1	0-1	1-1	0-0	0-1	0-2	2-0	5-6
Ed Klieman	0-0	0-0	2-0	0-0	1-0	0-0	1-1	4-1
Satchel Paige	0-0	0-1	0-1	1-0	2-0	0-1	1-0	4-3
Steve Gromek	0-1	0-1	0-1	1-1	0-1	1-1	1-1	3-7
Sam Zoldak	1-3	0-3	0-1	1-1	0-0	0-1	0-1	2-10
Al Gettel	0-0	0-1	0-0	0-0	0-1	0-0	0-0	0-2
<u>Bill Kennedy</u>	<u>0-0</u>	<u>0-0</u>	<u>0-2</u>	<u>0-0</u>	<u>0-0</u>	<u>0-0</u>	<u>0-0</u>	<u>0-2</u>
Total	9-13	9-13	11-11	9-13	15-7	13-9	11-11	77-77

1940 Detroit	<u>NY</u>	<u>Chi</u>	<u>Wash</u>	<u>Bos</u>	<u>Phila</u>	<u>Cleve</u>	<u>StL</u>	<u>Total</u>
Bobo Newsom	2-2	3-2	3-1	2-3	1-4	2-3	4-1	17-16
Tommy Bridges	2-3	0-2	4-0	1-1	3-3	3-1	3-1	16-11
Schoolboy Rowe	2-0	2-0	2-0	0-2	2-2	1-2	1-0	10-6
Al Benton	1-1	0-1	2-1	0-2	0-0	2-0	1-1	6-6
Johnny Gorsica	0-3	1-0	1-2	1-2	0-1	1-1	0-3	4-12
Hal Newhouser	0-1	2-3	0-2	0-3	0-0	0-2	1-2	3-13
Tom Seats	1-0	0-1	0-0	0-1	0-0	0-0	1-0	2-2
Archie McKain	0-1	0-1	0-1	0-1	1-0	0-0	1-0	2-4
Dizzy Trout	0-0	0-0	0-2	1-2	1-1	0-1	0-1	2-7
Lynn Nelson	0-0	0-0	0-0	0-0	0-1	0-1	0-0	0-2
Cotton Pippen	0-0	0-1	0-0	0-0	0-0	0-1	0-0	0-2
<u>Fred Hutchinson</u>	<u>0-3</u>	<u>0-3</u>	<u>0-1</u>	<u>0-0</u>	<u>0-2</u>	<u>0-1</u>	<u>0-1</u>	<u>0-11</u>
Total	8-14	8-14	12-10	5-17	9-13	9-13	12-10	62-92

1944 St. Louis	<u>NY</u>	<u>Chi</u>	<u>Wash</u>	<u>Bos</u>	<u>Phila</u>	<u>Cleve</u>	<u>Det</u>	<u>Total</u>
Jack Kramer	3-2	4-0	2-2	1-3	1-2	2-2	2-1	15-12
Sig Jackucki	0-1	0-1	2-2	2-1	3-2	2-2	1-1	10-10
Nelson Potter	3-2	0-3	3-1	0-4	2-3	1-1	1-4	10-18
Bob Muncrief	1-2	2-2	1-2	0-5	1-1	1-0	3-0	9-12
Denny Galehouse	0-2	0-1	0-1	0-1	1-2	3-1	1-1	5-9
Sam Zoldak	0-0	1-1	1-0	0-0	0-1	1-1	0-0	3-3
Lefty West	0-1	1-3	0-0	0-0	1-0	0-0	1-2	3-6
Al Hollingsworth	1-0	0-1	0-1	1-1	0-0	1-2	0-2	3-7
George Caster	0-2	1-0	0-0	0-0	0-1	0-1	1-0	2-4
Tex Shirley	0-2	0-0	0-3	1-2	0-1	0-1	0-1	1-10
<u>Steve Sundra</u>	<u>0-0</u>	<u>0-1</u>	<u>0-1</u>	<u>0-0</u>	<u>0-0</u>	<u>0-0</u>	<u>0-0</u>	<u>0-2</u>
Total	8-14	9-13	9-13	5-17	9-13	11-11	10-12	61-93

1940s American League Great Teams Fielding**Triple Plays**

<u>Date</u>	<u>Team</u>	<u>Batter</u>	<u>Description</u>
Apr 29	Wash	Bobby Robinson, Phila	CF Buddy Armour catch, Armour to SS Avelino Canizares at 2b, Canizares to 1b Archie Ware
May 31	Chicago	Allie Clark, Cleve	CF James Wilkes caught fly ball, Wilkes to SS Luke Appling, Appling to 1b Joe Kuhel
June 8	Cleveland	Archie Ware, Wash	2b Hal Peck (<i>playing for injured Lou Boudreau, which moved regular 2b Joe Gordon to SS</i>) caught line drive, tagged Buddy Armour at second base for second out and threw to 1b Eddie Robinson to retire baserunner Sam Jethroe
June 16	Cleveland	Vince DiMaggio, Bos	CF Walt Judnich caught fly ball, threw to SS Lou Boudreau to retire baserunner Matt Batts at second, Boudreau to 1b Eddie Robinson to retire baserunner Ellis Kinder at first
Aug 25	St. Louis	Joe DiMaggio, NY	CF Mike Kreevich, Kreevich to SS Vern Stephens, Stephens to 1b George McQuinn

Individual fielding achievements

<u>Date</u>	<u>Player</u>	<u>Description</u>
Apr 30	RF Bruce Campbell, Det	Threw out Chicago's Larry Ruffin, Bob Swift at home in 9-8 loss
Apr 30	RF Bob Harvey, Chi	Threw out Detroit's Rudy York, Hank Greenberg at home in 9-8 win
May 29	CF Joe DiMaggio, NY	Threw out two Philadelphia baserunners in two innings (Phil Marchildon and Artie Wilson) in 4-2 win
May 30#1	CF Buddy Armour, Wash	Threw out Boston's Bobby Doerr and Mel Parnell at home in 1-0 win
May 30#1	RF Rowdy Moore, StL	Threw out Detroit's Dick Bartell, Barney McCoskey at home in 3-1 loss
June 28	RF Pete Fox, Det	Threw out Chicago's Johnny Davis and Luke Appling at home in 6-1 loss
July 8	LF Hank Greenberg, Det	Threw out Washington's Archie Ware, Parnell Woods at home in 6-5 loss
Aug 2	RF Bob Harvey, Chi	Threw out Washington's Sam Jethroe, Stan Spence at home in 8-0 win
Aug 16	C Birdie Tebbetts, Bos	Threw out Chicago's Pat Pat Patterson, Leonard Pearson in second inning, Don Kolloway in fourth inning on steal attempts at second base
July 20	RF Pete Fox, Det	Threw out NY's Charlie Keller, Red Rolfe at home. CF Barney McCoskey gunned down Buddy Rosar at home; total three OF assists for Tigers in 10-8 win
Aug 16	RF Larry Doby, Cleve	Threw out Washington's Tony Giulani, Archie Ware at home in 6-4 win
Aug 20	LF George Selkirk, NY	Threw out Chicago's Ralph Hodgin, Thurman Tucker at home in 5-2 2in
Aug 30	RF Milt Byrnes, StL	Threw out Cleveland's Bob Kennedy, Lou Boudreau at home in 5-4 loss
Sept 15	LF Edward Steele, Phila	Threw out Detroit's Dick Bartell, Charlie Gehringer at home in 4-3 loss

Team fielding lowlights

<u>Date</u>	<u>Team</u>	<u>Errors</u>	<u>Score, circumstances</u>
Apr 28	Det	6	15-5 loss to Chicago, errors by LF Hank Greenberg and C Birdie Tebbetts, in first, led to seven unearned runs. Other errors: 1b Rudy York, SS Dick Bartell, a second error by Greenberg, CF Barney McCoskey,
July 7	Wash	6	11-2 loss to Detroit, two errors by 2b Jerry Priddy, errors by P Jim Mertz, 1b Mickey Vernon, 3b Parnell Woods, RF George Case
Apr 15	NY	5	6-4 win over Washington, two errors by SS Frank Crosetti, errors by P Wes Ferrell, C Buddy Rosar, 3b Red Rolfe
Apr 17	Bos	5	16-3 win over NY, two errors by 2b Billy Goodman, errors by 2b Bobby Doerr, SS Vern Stephens, LF Ted Williams
Apr 24	Det	5	7-5 win over St. Louis, two errors each by 1b Rudy York, SS Dick Bartell, error by LF Hank Greenberg; four of St. Louis runs were unearned
May 7	Det	5	8-10 loss to Chicago; errors by C Birdie Tebbetts, 2b Charlie Gehringer, SS Dick Bartell, LF Hank Greenberg, CF Barney McCoskey
May 7	Chi	5	10-8 win over Detroit; two errors each by C Larry Ruffin and CF Wilkes, error by RF Wally Moses allowed three unearned runs
May 9	Chi	5	1-0 loss to New York, two errors by 2b Don Kolloway (error in 2 nd inning led to only run of game), errors by P Max Manning, SS Luke Appling, RF Wally Moses
May 16	Det	5	15-2 loss to Washington; two errors by LF Hank Greenberg and SS Dick Bartell, error by 3b Pinky Higgins

1940s AL Modern Great Teams recap - 58

July 4 #1 Chi 5 8-6 win over St. Louis, two errors by RF Bob Harvey, errors by P Lionel Hooker, P Orval Grove, SS Luke Appling

May 3 Cleve 3 Pitchers Steve Gromek, Ed Kleiman, and Bill Kennedy all made errors as Indians lost tough 4-3, 16-inning decision to White Sox. Two of the three errors led to unearned runs.

Individual fielding lowlights

<u>Date</u>	<u>Player</u>	<u>Description</u>
Apr 23	3b Ralph Hodgin, Chi	3 errors in 6-2, 11 inning win at St. Louis
May 8	C Ray Hayworth, StL	3 errors in 12-0 loss to Washington; two of Hayworth's errors occurred in the second inning, leading to three unearned runs
May 30#2C	Gus Mancuso, StL	Committed two errors in 9th inning leading to five unearned runs in 9-1 loss to Detroit

1940s American League Great Teams Injury Summary

<u>Dates</u>	<u>Player, Team</u>	<u>Games Missed</u>	<u>Description</u>
Apr 12	Johnny Davis, Chi	37	Collision with SS Luke Appling chasing fly ball
Apr 15	Hank Greenberg, Det	1	Collision with CF Barney McCoskey chasing fly ball
Apr 15	Barney McCoskey, Det	2	Collision with LF Hank Greenberg chasing fly ball
Apr 16	Leonard Pearson, Chi	33	Collision with C Mike Tresh chasing foul ball
Apr 16	Mike Tresh, Chi	13	Collision with 1b Leonard Pearson chasing foul ball
Apr 16	Sam Chapman, Phila	1	Injured sliding into second base
Apr 24	Ralph Hodgin, Chi	6	Hit in face by ball hit by Joe Gordon Cleveland
Apr 25	George McQuinn, StL	1	Collision with C Frank Mancuso chasing foul ball
Apr 25	Frank Mancuso, StL	13	Collision with 1b George McQuinn chasing foul ball
Apr 25	Ferris Fain, Phila	2	Collision at 1b with Bill Dickey, NY
May 3	George McQuinn, StL	1	Collision at 1b with Rudy York, Det
May 3	Sam Chapman, Phila	1	Ran into CF fence chasing fly ball
May 10	George Case, Wash	1	Ran into RF fence chasing base hit
May 13	Bobby Doerr, Bos	1	Collision with RF Wally Moses chasing fly ball
May 13	Wally Moses, Bos	25	Collision with 2b Bobby Doerr chasing fly ball
May 18	Ralph Hodgin, Chi	9	Injured sliding into third base
May 23	Charlie Gehringer, Det	1	Collision with RF Pete Fox chasing base hit
May 23	Pete Fox, Det	21	Collision with 2b Charlie Gehringer chasing base hit
May 30	Jake Jones, Bos	16	Hurt running into stands making catch of foul ball
June 8	Joe Gordon, Cleve	4	Collision with SS Lou Boudreau chasing fly ball
June 12	Pete Suder, Phila	1	Collision with RF Bobby Robinson chasing fly ball
June 12	Bobby Robinson	10	Collision with 2b Pete Suder chasing fly ball
June 13	Dale Mitchell, Cleve	1	Collision with SS Lou Boudreau chasing fly ball
June 16	Ferris Fain, Phila	1	Collision with C Buddy Rosar chasing foul ball
June 16	Buddy Rosar, Phila	18	Collision with 1b Ferris Fain chasing foul ball
June 24	James Wilkes, Chi	16	Ran into CF fence chasing fly ball
July 4	Birdie Tebbetts, Det	8	Collision with 1b Rudy York chasing foul ball
July 5	Pete Suder, Phila	1	Injured sliding into second base
July 14	Alex Kampouris, Wash	12	Collision with SS Avelines Canizaro under high fly
July 14	Avelino Canizares, Wash	11	Collision with 3b Alex Kampouris under high fly
July 19	Mike Higgins, Det	5	Struck by line drive hit by Joe DiMaggio, NY
July 28	Johnny Davis, Chi	24	Collision with SS Luke Appling chasing fly ball
July 28	Bobby Robinson	14	Collision with CF Sam Chapman chasing fly ball
July 28	Sam Chapman, Phila	2	Collision with RF Bobby Robinson chasing fly ball
Aug 4	Archie Ware, Wash	13	Collision with C Quincy Troupe chasing foul ball
Aug 4	Quincy Troupe, Wash	26	Collision with 1b Archie Ware chasing foul ball
Aug 17	James Wilkes, Chi	32	Hit by pitch thrown by Mickey Harris, Bos
Aug 24	Bruce Campbell, Det	11	Collision with CF Barney McCoskey chasing fly ball
Aug 25	Thurman Tucker, Cleve	21	Collision with CF fence while catching fly ball
Aug 31	George Selkirk, NY	7	Collision with SS Frank Crosetti chasing base hit
Sept 1	Larry Doby, Cleve	6	Collision with CF fence while catching fly ball
Sept 14	Mike Higgins, Det	5	Struck by line drive hit by Ferris Fain, Phila
Sept 17	Bob Harvey, Chi	10	Collision with SS Luke Appling chasing fly ball
Sept 17	Larry Doby, Cleve	5	Collision with CF fence while catching fly ball
Sept 20	Eddie Robinson, Cleve	5	Hurt running into stands making catch of foul ball
Sept 30	Charles Ruffin, Chi	1	Collision at home plate with Vern Stephens, StL

<u>Injury summary by team</u>	<u>Injuries</u>	<u>Games Missed</u>
Chicago	10	181
Washington	5	62
Detroit	8	54
Philadelphia	10	51
Cleveland	6	42
Boston	3	42
St. Louis	3	15
New York	1	7

<u>Ejections</u>		
May 26	Johnny David, Chi	Argued strikeout call
May 27	Archie Ware, Wash	Argued strikeout call
May 30 #1	Avelino Canizares, Wash	Argued strikeout call
June 14	Vern Stephens, StL	Argued strikeout call
June 27	Bobby Doerr, Bos	Argued strikeout call
July 22	Lou Boudreau, Cleve	Argued strikeout call
July 25	Billy Sullivan, Detroit	Argued strikeout call
Sept 1	Charles Ruffin, Chi	Argued pickoff call at 1b
Sept 4 #2	Johnny Berardino, Cleve	Argued strikeout call
Sept 9	Barney McCoskey, Det	Argued strikeout call
Sept 15	Joe DiMaggio, NY	Argued strikeout call

August 3 Boston 32, Detroit 10

Red Sox SS Vern Stephens hits 3 three-run home runs, drives in nine; Red Sox hit five three-run home runs

The 1948 Boston Red Sox (56-46) entered the game a half-game behind the league-leading 1943 Washington Senators (integrated with the '46 Newark Eagles). The 1940 Detroit Tigers, hampered by a poor defense and pitching below the quality of the rest of the AL, had a 39-66 record, in last place 19 games behind Washington. The Briggs Stadium matchup paired Boston's Jack Kramer (9RZ, 8-5, 2.78) and Detroit's Bobo Newsom (16RX, 10-10, 3.55).

The scoring started early when Boston SS Vern Stephens slammed a three-run HR in the first. In the second, the Red Sox poured over six runs, highlighted by Dom DiMaggio's three-run HR, driving Newsom from the game. Boston proceeded to score three more off reliever Tom Seats, to make it a nine-run inning.

Detroit, meanwhile, scored three in the bottom of the third to make it 12-4 in favor of the Red Sox.

After catching their breath, the Red Sox heated up again in the fifth. Dizzy Trout, on in relief for Detroit, walked the first three batters, and the Red Sox then reeled off five straight hits, scoring six runs. Exit Trout and enter Johnny Gorsica for Detroit, who fanned Stan Spence, but then surrendered a three-run HR to Vern Stephens, his second three-run HR of the game. Gorsica then retired Billy Hitchcock and 1b Jack Jones to end the inning. Boston led, at this point, 21-7.

In the fifth, Gorsica retired Wally Moses on a ground out to third base. The Red Sox then rattled off another five hits in a row, at which point Vern Stephens hit his third three-run home run of the game. The Detroit bench, weary of making trips to the mound to change pitchers, left Gorsica in. The Sox banged out more hits, making it eight in a row, and Red Sox RF Wally Moses slammed another three-run HR, Boston's fifth three-run home run of the game. *Score Boston 30, Detroit 7.*

In the bottom of the sixth, with Tex Hughson (1R) in long relief for the Tigers Barney McCoskey tripled in a run and 2b Scat Metha, in for Charlie Gehringer, singled McCoskey home. *Score Boston 30, Detroit 9.*

In the bottom of the seventh, Detroit RF Bruce Campbell hit a home run to put the Tigers into double figures. *Score Boston 30, Detroit 10.*

With Archie McKain, Detroit's fifth pitcher of the game pitching in the ninth, the Red Sox strung together four more hits in a row, including Hughson's second RBI single of the game, to make it Boston 32, Detroit 10. The Tigers were held scoreless by Hughson in the bottom of the ninth, mercifully bringing the game to and.

Highlights of the Red Sox blowout win over the Tigers:

- **Vern Stephens, 3-5 with three 3R HRs, 9 RBIs and a BB.**
- Dom DiMaggio 5-8, a three-run HR, **6 RBIs**.
- Wally Moses 4-6, a three-run HR, **6 RBIs** and a BB.
- Johnny Pesky, 4-7, 4 RBIs, including an RBI double.
- Boston C Birdie Tebbetts, 4-6, **5 runs** scored.
- P Tex Hughson, who came on in relief to pitch the final six innings for Boston) 3-4, 2 RBIs, 3 runs scored.
- **Boston had three nine-run innings**, in the second, fifth, and sixth).
- Both teams combined for 42 runs, 50 hits (Boston 32 hits, Detroit 18 hits).
- **Boston had eight straight batters reach base in the 5th inning** (3 BB followed by five straight hits) before Gorsica, in relief, struck out Stan Spence, the first batter he faced. The second batter faced by Gorsica, Vern Stephens, hit his second 3R HR.
- Boston had nine straight hits off Gorsica in the sixth inning, climaxed by Wally Moses three-run HR
- Detroit contributed to the meltdown by walking nine Boston batters.

1948 Boston	AB	R	H	RBI	1940 Detroit	AB	R	H	RBI
D. DiMaggio cf	8	3	5	6	McCoskey cf	4	3	4	1
Pesky 3b	7	4	4	4	Gehringer 2b	1	0	1	0
T. Williams lf	2	2	2	0	Meyer 2b	5	1	3	1
Spence lf	5	1	1	2	Greenberg lf	6	2	2	3
V. Stephens ss	6	4	3	9	York 1b	4	0	0	1
Doerr 2b	3	1	2	1	Higgins 3b	1	0	0	0
Hitchcock 2b	3	2	1	0	Metha 3b	4	1	2	0
J. Jones 1b	6	3	1	0	Campbell rf	3	1	1	1
Moses rf	6	3	4	6	B. Sullivan c	5	1	4	2
Tebbetts c	6	5	4	2	Kress ss	3	0	1	1
J. Kramer p	2	2	2	0	Croucher ss	1	0	0	0
Hughson p	4	2	3	2	Newsom p	1	0	0	0
Total	58	32	32	32	Seats p	0	0	0	0
					Averill ph	1	0	0	0
					Trout p	1	0	0	0
					Gorsica p	1	0	0	0
					McKain p	1	1	0	0
					Bartell ph	1	0	0	0
					Total	43	10	18	10

Boston 390 099 002 - 32-32-1
Detroit 013 300 210 - 10-18-0

E - Hughson. **LOB** - Boston 8, Detroit 11. **2B** - Pesky, Spence; Sullivan 2, Greenberg. **3B** - McCoskey. **HR** - V. Stephens 3 (18, 19, 20), D. DiMaggio (6), Moses (2); Greenberg (26), Campbell (4). **BB** - Pesky, T. Williams, Stephens, Hitchcock, Jones 2, Moses, Tebbetts, J. Kramer; McCoskey 2, Campbell 2, Kress. **SF** - York. **GIDP** - J. Kramer; Greenberg, York, Croucher. **PB** - Sullivan.

Boston	IP	H	R	ER	HR	BB	SO
J. Kramer	3.0	10	7	7	1	3	0
Hughson W 4-4	6.0	8	3	2	1	2	3

Detroit	IP	H	R	ER	HR	BB	SO
Newsom L 10-11	1.1	9	9	9	2	1	0
Seats	1.2	4	3	3	0	5	0
Trout	1.0	5	8	8	0	3	0
Gorsica	1.1	10	10	10	3	0	2
McKain	2.2	4	2	2	0	0	3

July 28 Cleveland 11, Philadelphia 0

Indians Bob Lemon throws no-hitter; drives in two runs to back masterful pitching performance

Cleveland's Bob Lemon (10-6) won his 10th game of the season in memorable fashion, no-hitting the Philadelphia A's, walking only one batter. Lemon backed up his no-hitter with a pair of doubles, driving in two of Cleveland's 11 runs. Lemon's only walk was issued in the first inning, when the Cleveland righthander walked Elmer Valo with two out. Lemon's only strikeout came in the ninth inning, when he fanned Edward Steele.

The A's only other baserunners resulted from errors by 3b Ken Keltner in the fourth and sixth innings and 1b Eddie Robinson in the seventh.

Cleveland got to A's starter Bob Savage for two runs in the first inning on a SF by Lou Boudreau and an RBI single by Eddie Robinson. Ken Keltner singled home Dale Mitchell in the second to make it 3-0. The roof caved in for Savage in the middle innings, when he gave up two unearned runs in the fourth, resulting from an error by C Mike Guerra, and three runs in the fifth, highlighted by a double by Lemon. The Indians went on to accumulate 18 hits while Lemon concentrated on his no-hit bid.

1943 Philadelphia	AB	R	H	RBI	1948 Cleveland	AB	R	H	RBI
A. Wilson ss	4	0	0	0	Mitchell lf	4	3	4	2
Steele lf	4	0	0	0	Berardino 2b	4	0	1	0
Valor f	3	0	0	0	Boudreau ss	4	0	0	1
Fain 1b	3	0	0	0	Keltner 3b	5	3	3	1
Britton 3b	3	0	0	0	E. Robinson 1b	4	1	2	1
Mays cf	3	0	0	0	Bob Kennedy 1b	1	0	0	0
Suder 2b	3	0	0	0	A. Clark rf	5	1	3	1
Guerra c	3	0	0	0	Tucker cf	4	0	1	0
Savage p	1	0	0	0	Hegan c	5	1	2	1
McGoskey ph	1	0	0	0	Lemon p	5	2	2	2
Coleman p	0	0	0	0	Total	41	11	18	9
P. Davis ph	1	0	0	0					
Total	29	0	0	0					

Philadelphia	000	000	000	- 0-0-2
Cleveland	210	232	01x	- 11-18-3

E - Guerra, Coleman; Keltner 2, E. Robinson 1. **LOB** - Phila 3, Cleve 8. **2B** - Mitchell, Berardino, Hegan, Lemon 2. **BB** - Valo; Mitchell, Keltner, Berardino, Boudreau, Tucker. **SF** - Boudreau. **GIDP** - Steele; Berardino, Lemon., Boudreau.

<u>Philadelphia</u>	<u>IP</u>	<u>H</u>	<u>R</u>	<u>ER</u>	<u>HR</u>	<u>BB</u>	<u>SO</u>
Savage L 2-5	5.0	11	8	6	0	3	2
Coleman	3.0	7	3	2	0	1	1
<u>Cleveland</u>	<u>IP</u>	<u>H</u>	<u>R</u>	<u>ER</u>	<u>HR</u>	<u>BB</u>	<u>SO</u>
Lemon W 10-6	9.0	0	0	0	0	1	1

July 14 New York 9, St. Louis 5

Joe Gordon hits grand slam HR in bottom of ninth for dramatic win

The fourth-place New York Yankees (47-41) pulled to within one-and-a-half games of league leading Philadelphia (47-38) with a memorable 9-5 win over seventh-place St. Louis (36-50)

St. Louis jumped out to a 3-0 lead on an RBI single and two-run double by RF Rowdy Moore, but the Yankees tied the game in the fifth on a two-run triple by George Selkirk and an RBI double by Charlie Keller. St. Louis regained the lead in the sixth on an RBI single by Ray Hayworth, but the Yanks answered back in the bottom of the frame with a HR by 2b Joe Gordon.

St. Louis regained the lead, 5-4, in the 8th on an RBI single by Don Gutteridge, but New York would not be denied, countering with an RBI single by light-hitting Frankie Crosetti.

Rowdy Moore and Vern Stephens opened the top of the ninth for St. Louis with a pair of singles, but reliever Johnny Murphy got George McQuinn to foul out and escaped the inning when he got Mike Kreevich to ground into a double play. In the bottom of the ninth, Browns reliever Tex Shirley retired Selkirk to open the inning, but then Red Rolfe singled and Shirley walked the bases full with bases on balls to Charlie Keller and Tommy Henrich. St. Louis then put in bullpen ace George Caster, whom Gordon greeted with his second HR of the game, a grand slam, to give the Yanks a tough 9-5 win that saw them come from behind three times for the victory.

1944 St. Louis					1939 New York				
AB	R	H	RBI		AB	R	H	RBI	
Guetteridge 2b	5	2	3	1	Selkirk lf	4	1	1	2
Zarilla lf	5	1	2	0	Rolfe 3b	4	1	2	0
G. Moore rf	5	0	3	3	Keller rf	4	1	2	1
V. Stephens ss	5	0	2	0	Henrich cf	4	1	0	0
McQuinn 1b	4	1	2	0	J. Gordon 2b	4	3	3	5
Kreevich cf	5	0	1	0	Dickey c	4	0	2	0
Christman 3b	3	1	0	0	Dahlgren 1b	3	1	0	0
Hayworth c	3	0	1	1	Crosetti ss	2	1	1	1
Jakucki p	3	0	1	0	Pearson p	2	0	0	0
Laabs ph	1	0	0	0	Powell ph	1	0	0	0
Total	36	4	15	5	Total	33	9	11	9

St. Louis 100 021 010 - 5-15-0
New York 000 031 014 - 9-11-0
 1 out in ninth when winning runs scored

E - none. **LOB** - StL 1, NY 7. **2B** - G. Moore, Keller. **3B** - Selkirk. **HR** - Gordon 2 (12, 13). **SB** - Gutteridge. **BB** - McQuinn, Christmas; Selkirk, Rolfe, Keller, Henrich, Dahlgren, Crosetti. **HBP** - Gordon (by Jakucki), Crosetti (by Jakucki). **Sac** - Hayworth. **GIDP** - Christman, Kreevich; Henrich, Dahlgren. **OF assist** - R. Moore (threw out Dickey at home in 8th).

<u>St. Louis</u>							
IP	H	R	ER	HR	BB	SO	
Jakucki	7.0	6	4	4	1	4	5
West	0.0	2	1	1	0	0	0
Shirley L 0-6	1.2	2	3	3	0	2	1
Caster	0.0	1	1	1	1	0	0
<u>New York</u>							
IP	H	R	ER	HR	BB	SO	
Pearson	6.0	10	4	4	0	1	2
Russo	2.0	3	1	1	0	1	0
Murphy W 3-3	1.0	2		0		0	0

Sept 15 New York 6, Chicago 5

Yanks fight off furious Chicago rally; regain first place in crucial series at Comiskey Park

The New York Yankees (77-64) defeated the Chicago White Sox 6-5 (77-65) to recapture first place in the tight American League pennant race. The win gave the Bronx Bombers two of three wins in Comiskey Park in a series matching two of the league's leaders. The win put NY a half-game ahead of Chicago, who led going into the contest, and one full game ahead of Washington (76-65). Philadelphia and Boston (tied at 75-67) are 2 ½ games out of the lead.

The Yankees pushed over three runs in the fifth on a two-run double by Joe DiMaggio, overcoming a 2-1 Chicago lead. The New Yorkers increased the lead to 6-2 with single runs in the eighth and ninth innings. Leading the way for New York was C Bill Dickey, who had four hits, including his 20th home run in the first and an RBI single in the third.

In the bottom of the ninth inning, Chicago made a spirited bid to catch the Yankees. New York starter Atley Donald started the inning with a walk to Thurman Tucker and a single to C Charles Ruffin. Johnny Murphy came on in relief and gave up singles to the first two batters he faced, pinch-hitter Bob Harvey and leadoff batter Wally Moses, scoring Tucker and Ruffin. After Moses was retired at second on a steal attempt, Pat Patterson flew out to right, scoring Harvey to make it 6-5.

Murphy then retired Leonard Pearson for the third out to preserve the Yankees one-run lead and earn the save.

Yankee CF Joe DiMaggio was ejected in the seventh inning after arguing a strikeout call.

1939 New York	AB	R	H	RBI	1943 Chicago	AB	R	H	RBI
Selkirk lf	4	1	2	0	Moses rf	5	0	2	2
Rolfe 3b	4	1	1	1	Patterson 2b	2	0	0	1
DiMaggio cf	4	1	2	2	Pearson 1b	5	0	0	0
Powell cf	1	0	0	0	Appling ss	3	0	0	0
J. Gordon 2b	5	0	0	0	J. Davis lf	4	1	1	0
Keller rf	4	1	0	0	Hodgin 3b	4	0	1	0
Dickey c	5	1	4	2	Tucker cf	2	1	1	0
Dahlgren 1b	3	1	1	1	Ruffin c	4	2	3	1
Crosetti ss	4	0	0	0	T. Lee p	1	0	0	0
Donald p	4	0	1	0	Kuhel ph	1	0	0	0
Total	38	6	10	5	Harvey ph	1	1	1	1
					Total	32	5	9	5

New York	010	030	011 - 6-10-0
St. Louis	001	100	003 - 5-9-3

E - Patterson 2, Tucker. **LOB** - NY 11, Chi 7. **2B** - DiMaggio, Dickey. **HR** - Dickey (20). **SB** - Tucker. **CS** - Moses. **BB** - Selkirk, Rolfe, DiMaggio, Dahlgren, Crosetti; Patterson 2, Appling, Tucker 2. **SF** - Dahlgren; Patterson. **Sac** - Hayworth. **GIDP** - Gordon; Pearson. **Ejection** - DiMaggio (7th inning, argued strikeout call).

<u>New York</u>	<u>IP</u>	<u>H</u>	<u>R</u>	<u>ER</u>	<u>HR</u>	<u>BB</u>	<u>SO</u>
Donald W 7-9	8.0	7	5	5	0	5	4
Murphy Sv 15	1.0	2	1	1	0	0	0
Chicago	IP	H	R	ER	HR	BB	SO
T. Lee L 3-6	6.0	7	4	2	1	3	1